



Ceric®

60" x 29" freestanding bath
K-8335

Features

- Freestanding design creates a striking focal point in your bathing area.
- 17-1/16" (433 mm) soaking depth.
- Integral lumbar support.
- Slotted overflow allows for deep soaking.
- Center toe-tap drain with KOHLER Lithocast® cover.

Material

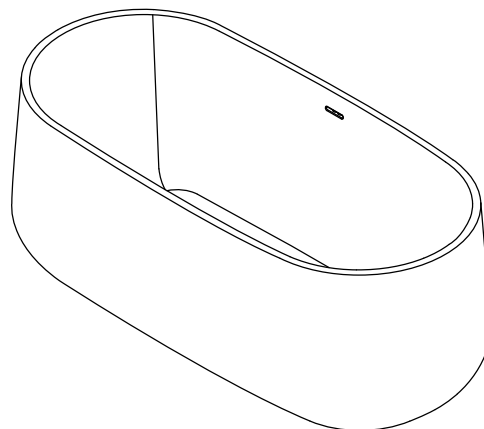
- KOHLER Lithocast® Gloss cast resin.

Installation

- Freestanding.

Recommended Products/Accessories

K-23726 Drain treatment
K-23732 Tub & shower cleaner



Codes/Standards

CSA B45.5/IAPMO Z124


KOHLER® Plastic Baths and Shower Bases Lifetime Limited Warranty

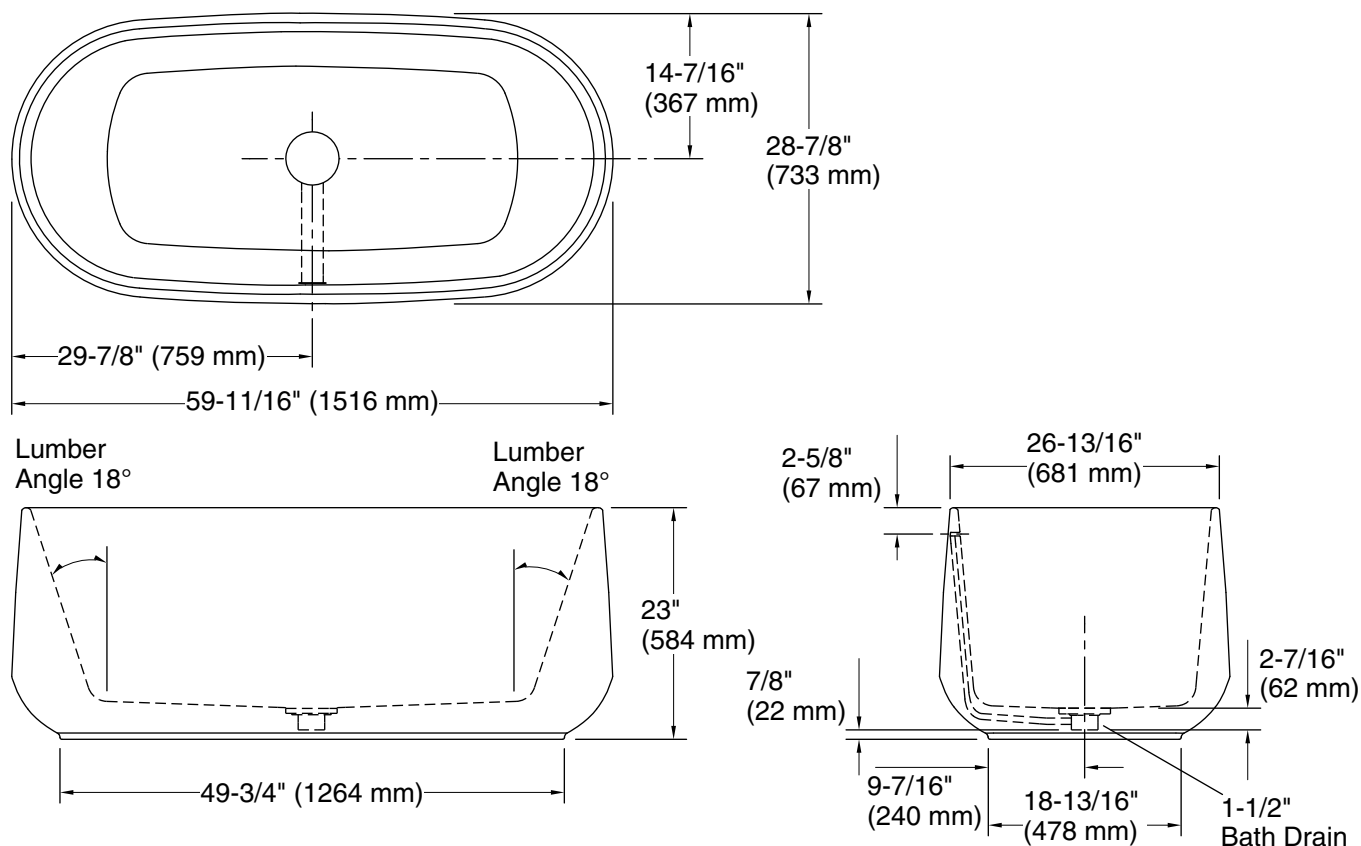
See website for detailed warranty information.

Available Colors/Finishes

Color tiles intended for reference only.

Color	Code	Description
-------	------	-------------

	0	White
---	---	-------



Technical Information

All product dimensions are nominal.

Installation:	Freestanding
Drain location:	Center
Basin area, bottom:	44-7/16" x 20-3/16" (1128 mm x 512 mm)
Basin area, top:	55-9/16" x 25-3/16" (1412 mm x 639 mm)
Weight:	250 lbs (113.4 kg)
Minimum floor load:	124 lbs/ft² (605.4 kg/m²)
Water depth:	17-1/16" (433 mm)
Water capacity:	82.5 gal (312.3 L)
Template:	Footprint, 1303998-7, not required, not included

Notes

Measure your actual product for rough-in details.

Install this product according to the installation instructions.

The hot water supply should be 70% of the capacity of the bath or greater. Installations will vary.

Allow for 3" (76 mm) diameter of clearance around the drain pipe on finished floor material to prevent drain body interference during installation.