

### Features

- Two lever handles offer separate control of hot and cold water
- 5-1/8" (130 mm) spout reach
- 1.2 gpm (4.5 lpm) maximum flow rate at 60 psi (4.14 bar)
- KOHLER ceramic disc valves exceed industry longevity standards for a lifetime of durable performance
- Clicker drain with tailpiece and overflow
- Coordinates with other products in the Simplicite collection

### Material

- Premium material construction for durability and reliability
- KOHLER finishes resist corrosion and tarnishing

### Installation

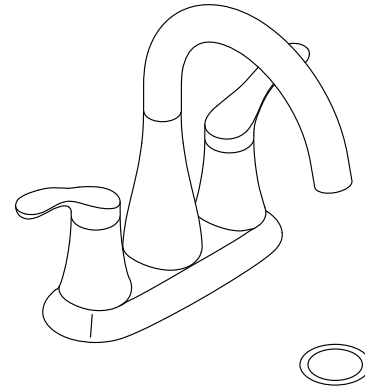
- For 4" (102 mm) centers
- Deck-mount
- Handles are preassembled on valves to simplify installation

### Water Conservation & Rebates

- This product can help a building earn Water Efficiency points in LEED® Green Building Rating System

### Recommended Products/Accessories

- K-23726 Drain treatment
- K-23723 Faucet cleaner
- K-27383 18" towel bar
- K-27384 24" towel bar
- K-27385 Robe hook
- K-27386 Towel ring
- K-27387 Pivoting toilet paper holder



**ADA** **CSA B651** **OBC**

### Codes/Standards




ASME A112.18.1/CSA B125.1  
NSF/ANSI/CAN 61  
NSF/ANSI/CAN 372  
All applicable US Federal and State material regulations  
DOE - Energy Policy Act 1992  
EPA WaterSense®  
California Energy Commission (CEC)  
ADA  
ICC/ANSI A117.1  
CSA B651  
OBC

### KOHLER® Faucet Lifetime Limited Warranty

See website for detailed warranty information.

### Available Colors/Finishes

*Color tiles intended for reference only.*

Color	Code	Description
	CP	Polished Chrome
	BN	Vibrant® Brushed Nickel
	BL	Matte Black

