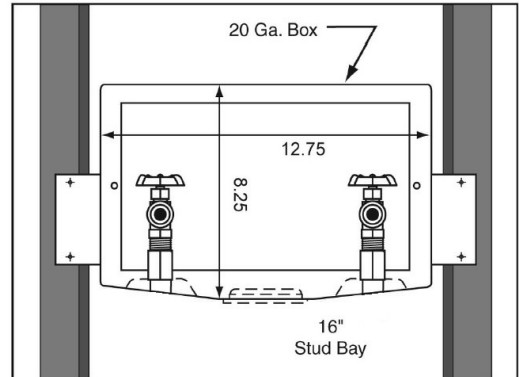
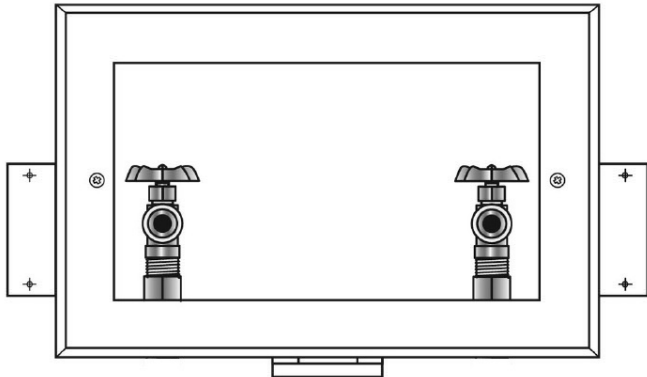


SPECIFICATION SUBMITTAL SHEET



CENTER DRAIN WHITE POWDER COATED WMOB with Domestic Valves



Specifications:

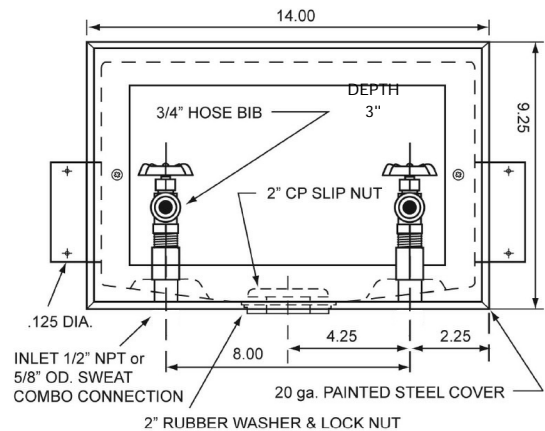
Furnish and install center drain white powder coated cold rolled steel washing machine outlet box with domestic valves. Unit shall be Guy Gray product code as manufactured by IPS Corporation.

Box Material:

White Powder Coat on Cold Rolled Steel Finish
20 gauge box and 20 gauge faceplate

Valve & Drain Options:

Qtr. Turn Valve with 1/2" MIP/Sweat connection furnished. 2" Slipnut, PVC or ABS Drain kit included.
Valves comply with ASME A112.18.1.



Item #	Product Description	Model #	Quantity
82133	1/2" MIP/Sweat Conx. Valve, 1-1/2" Threaded Drain Fitting	T150	6
82139	1/2" MIP/Sweat Conx. Valve, 2" Threaded Drain Fitting	T200	6
82129	1/2" MIP/Sweat Conx. Valve, 1-1/2" PVC Drain Fitting	T150TPPVC	6
82135	1/2" MIP/Sweat Conx. Valve, 2" PVC Drain Fitting	T200TPPVC	6
82136	1/2" MIP/Sweat Conx. Valve, 2" ABS Drain Fitting	T200TPABS	6

