



Trinity Lx200WH High Efficiency Gas-Fired Condensing Water Heater

Submittal Sheet

Section 1 - Specifications
Section 2 - Dimensions
Section 3 - Electrical

Project Name: _____ Date: _____
 Location: _____
 Engineer: _____
 Contractor: _____ Rep: _____

1 SPECIFICATIONS

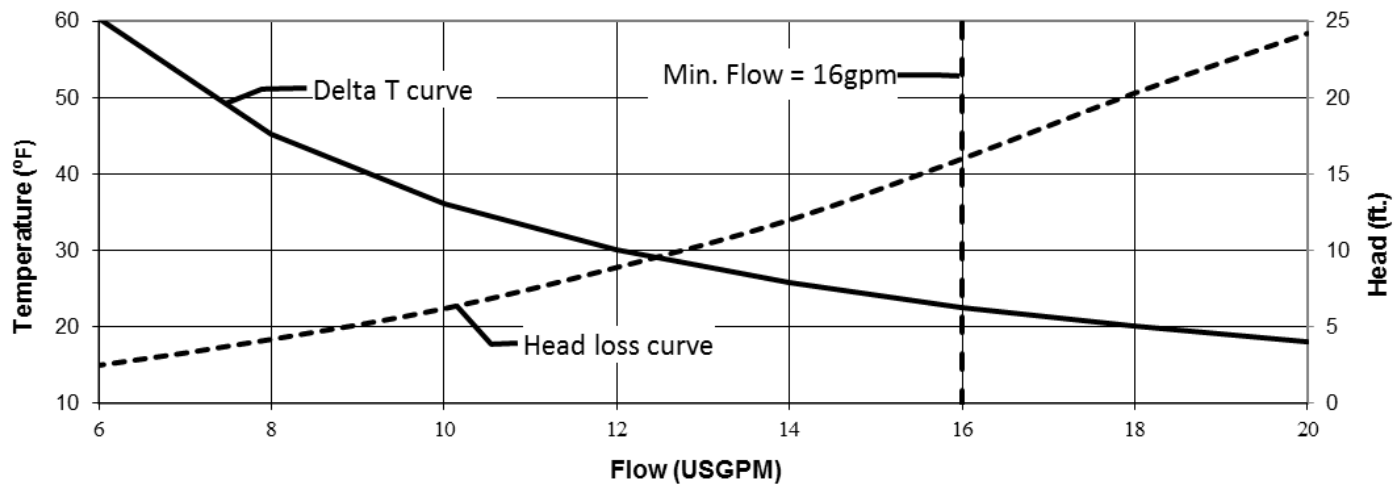
General Specifications

- ▶ Product Features
 - Certified to ANSI Z21.10.3 / CSA 4.3 Gas Water Heater Standard
 - ASME "H" stamped boiler, designed and constructed in compliance with the ASME Boiler and Pressure Vessel Code Section IV
 - SA-249 TP316L Stainless Steel Heat Exchanger
 - Maximum operating pressure 145 psi [1000 kPa]
 - Field conversion from Natural Gas (factory) to Propane
 - Modulating burner, 8:1 turndown
 - Direct Spark Ignition
 - Wall or floor mounting
 - Zero clearance to combustibles (clearances required for service)
- ▶ Optional sidewall vent kit (NTI part # 82666 & 84357)
- ▶ Factory Supplied Items
 - 125PSI ASME Relief Valve
 - 160PSI Pressure Gauge
- ▶ Control Features
 - Integral microprocessor safety control
 - Lead-Lag up to 8 Lx series water heaters
 - Integrated Modbus RTU for connection to BMS gateways

Water Connections NPT, in.	Gas Connection NPT, in.	Vent/Air-inlet Pipe Diameter, in.	Vent/Air-inlet Max. Length, NG/LP, ft.	Approx. Weight with Water, lb.
1 (Female)	½ (Female)	3	105 / 50	125

Performance Specifications

Input Modulation, MBH	Gross Output Capacity, MBH	Thermal Efficiency, %	Recovery Rate @ 100°F Rise, USGPH
25 - 199	191	96	229



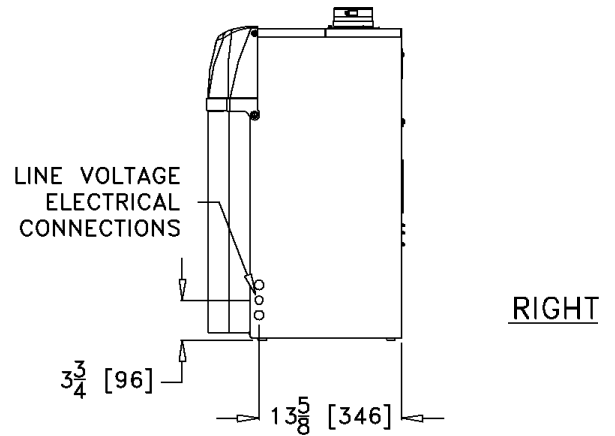
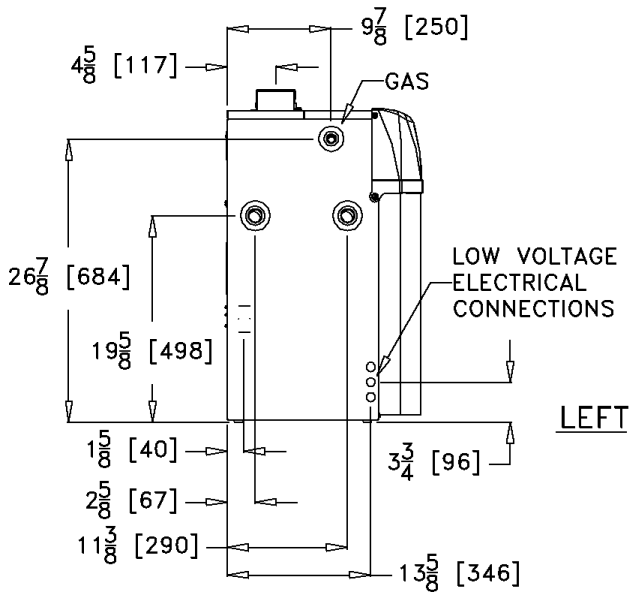
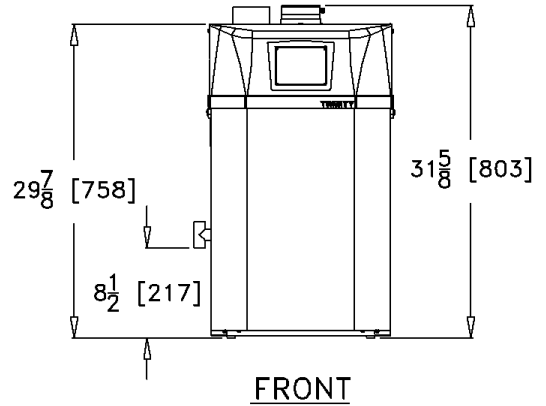
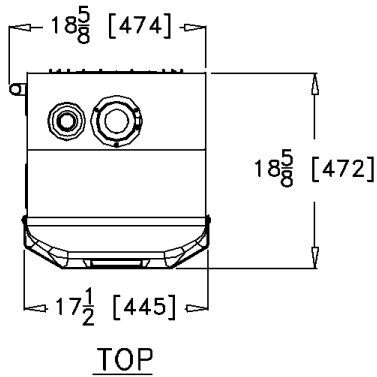


**Trinity Lx200WH
High Efficiency Gas-Fired
Condensing Water Heater**

Submittal Sheet

2 DIMENSIONS

Product Dimensions – in. [mm]



Recommended Clearances – in. [mm]

Top	Front	Left	Right	Back	Bottom
24 [610]	24 [610]	24 [610]	4 [102]	0	0



NY Thermal Inc.

30 Stonegate Dr., Saint John, NB E2H 0A4 Canada

Technical Service: 1-800-688-2575 Fax: 1-506-432-1135 Web: [http:// www.ntiboilers.com](http://www.ntiboilers.com)



Trinity Lx200WH High Efficiency Gas-Fired Condensing Water Heater

Submittal Sheet

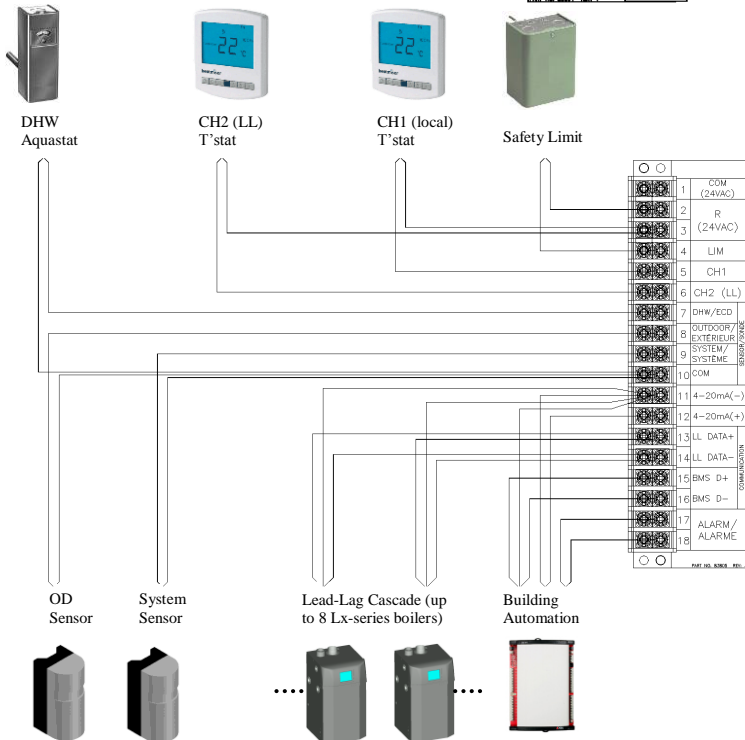
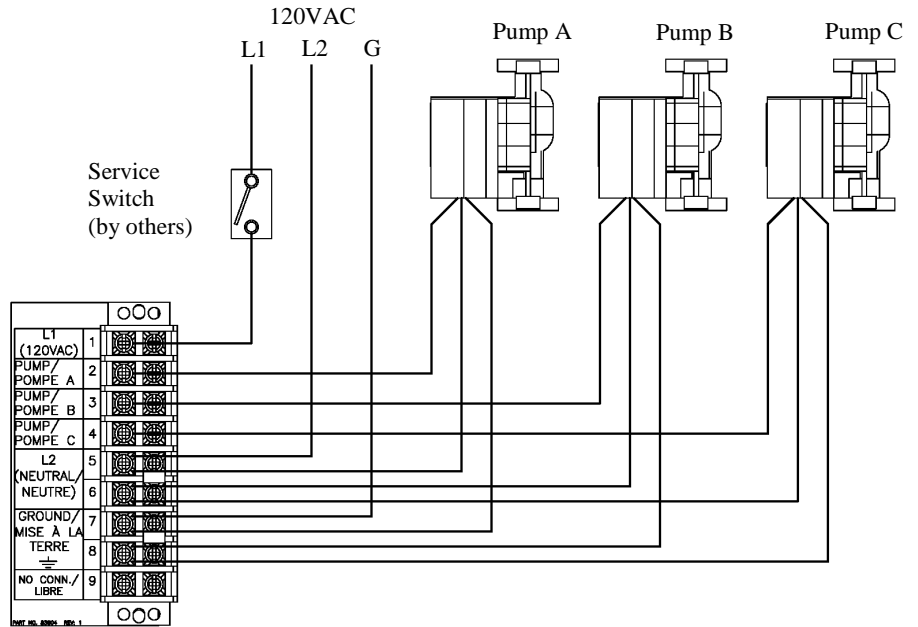
3 ELECTRICAL

Simplified Wiring Diagrams

Line Voltage Electrical:

- ▶ 120VAC / 60 Hz / 1 Phase / 12 Amp
- ▶ Barrier Strip for field wiring terminations
- ▶ 3 Pump outputs
 - Indirect Domestic Hot Water (Pump A)
 - Boiler (Pump B)
 - Central Heat (Pump C)

Note: Pumps are field supplied.



Low Voltage Electrical:

- ▶ Barrier Strip for field wiring terminations
 - ▶ 120/24 VAC Transformer 40VA (factory supplied)
 - ▶ Inputs
 - CH1 thermostat (by others)
 - CH2 thermostat (by others)
 - Indirect DHW aquastat (by others) or DHW Tank sensor (factory option)
 - External Limit (by others)
 - Outdoor sensor (factory supplied)
 - System sensor (factory option)
 - 4-20mA external modulating control (by others)
 - ▶ Outputs
 - Alarm dry contact (24VAC 0.63A max.)
 - ▶ EIA-485 Modbus communications for Lead-Lag
 - ▶ EIA-485 Modbus to BMS gateways (not shown).
- Optional available gateways:
- BACnet/N2- NTI part # 84946
 - LonWorks- NTI part # 84947



NY Thermal Inc.

30 Stonegate Dr., Saint John, NB E2H 0A4 Canada

Technical Service: 1-800-688-2575 Fax: 1-506-432-1135 Web: [http:// www.ntiboilers.com](http://www.ntiboilers.com)

NY Thermal Inc. reserves the right to change these specifications without notice