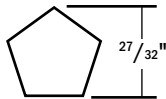


	Page		Page
Curb Boxes		Lids, Rods, & Accessories	
Arch Pattern	4	Lids & Rods.....	10
Minneapolis Pattern	5-7	Accessories	11
Curb Box w/Foot Piece.....	8		
5700 Series	9		

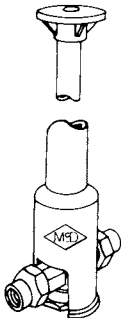
We recommend that the length of curb box used for a specific bury be six inches longer than final grade. *Example:* If final grade is five foot, we recommend a 5 1/2" foot maximum extended length curb box. This will allow 6" for grade change in either direction.

- Steel upper sections telescope up and down within the base casting by 12".
 - Available lengths shown are listed at maximum extension.
 - When curb box is supplied with stationary shut-off rods, the rods are 18" shorter than the Curb Box, at its maximum extension.
 - Base sections and lids are made of cast gray iron.
 - All pentagon plugs have a 27/32" point to flat size.
- Upper sections are held in the desired position by a strong clip ring located inside the top of the base casting.
 - A swedged lug at bottom of upper section fits into a cast slot in the base casting to prevent upper section from turning when removing lid or pentagon plug.
 - Curb Boxes and Accessories are black dip coated inside and out.
 - Curb Boxes are shipped in the retracted position.



Our curb boxes are manufactured in Dubuque, IA with components from Canada. (MODEL 5601, 5607, 5614, & 5615) are also available with components made only in the USA.

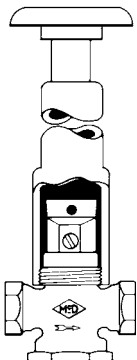
Arch Pattern Curb Boxes



The "Arch" or "Y" base casting covers the Curb Stop without being mechanically connected. When required, a stationary shut-off rod is attached (via cotter pin) to the tee head of the Curb Stop and remains in place inside the Curb Box. The top of the shut-off rod is formed in such a manner that it centers the top of the rod inside the upper section of the 1" Curb Box.

Stationary shut-off rods are furnished with Curb Boxes having 1" upper sections and are also available separately.

Minneapolis Pattern Curb Boxes

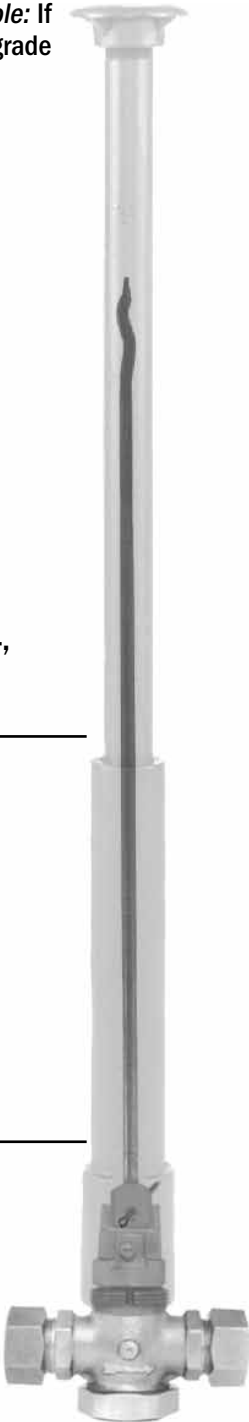


Minneapolis Pattern Curb Boxes have female threads machined into the bottom of the base casting that screw onto the male threads on top of all Minneapolis pattern Curb Stops. Threading the Curb Stop into the Curb Box gives a unified valve/box assembly. This arrangement ensures alignment between the two.

Shut-off rod information noted above is also true when used with Minneapolis Pattern Curb Boxes with 1" upper section.

The charts below identify size of threads in base casting A.Y. McDonald Curb Boxes and Curb Stops.

Ball Style Minneapolis Valve Curb Stops			Inverted Plug Type Minneapolis Curb Stops		
Curb Box Base Tapped	1 1/2"	2"	Curb Box Base Tapped	1 1/2"	2"
A.Y. McDonald Ball Valve Size	3/4", 1", or 1 1/4" x 1" x 1 1/4"	1 1/2", 2", or 1 1/4" x 1 1/2" x 1 1/4"	A.Y. McDonald Inverted Plug Valve Size	3/4"	1"

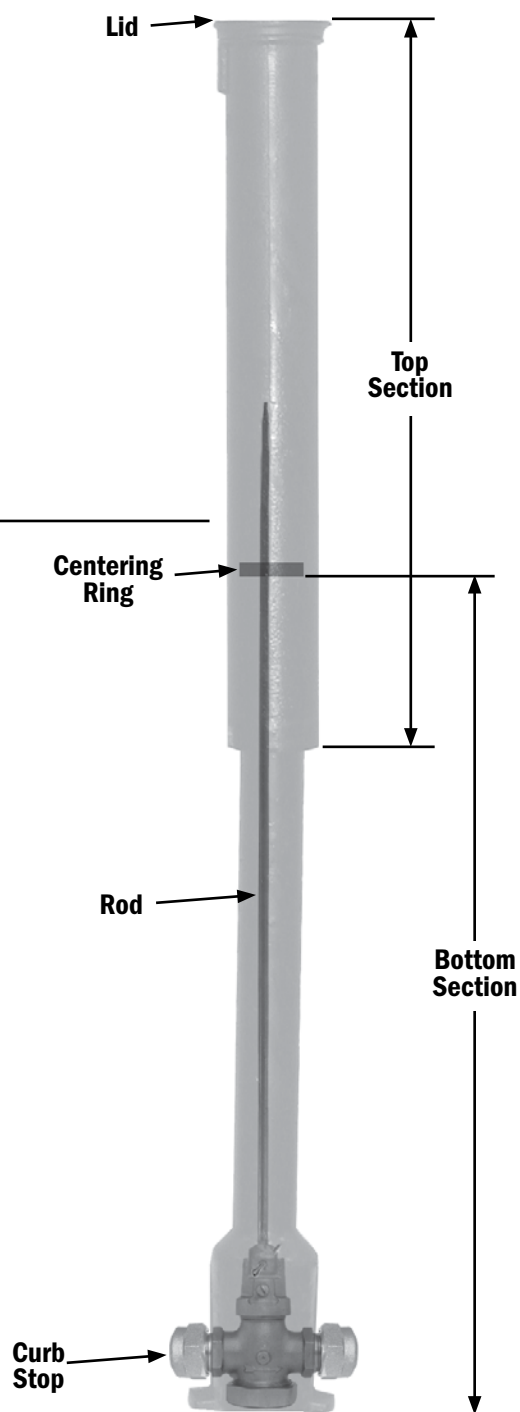


A.Y. McDonald Mfg. Co. offers high quality cast iron service boxes with a wide range of options. Service boxes can be adjusted to the full range called out in the model number. The 2 1/2" service box is designed for use with 3/4" through 1 1/4" curb stops, as well as up to 2" curb stops with the use of the enlarged base. Boxes do not include rod or centering ring (ordered separately).

- Extension lengths are listed with other model information on page 9.
- Available with water, sewer, and gas lids
- Quality cast gray iron construction ASTM A48, Class 25
- Arch-style base
- Brass pentagon bolt locking lid
- May be ordered as assembly or components

Screw Style - Model 5700

Screw Style Service Boxes (Buffalo Style) are designed with threaded or screw style castings. Top section "threads" onto bottom section and adjusts to desired height. Top section includes water lid as standard. Centering ring, rods, and other lids are optional. Standard base will cover A.Y. McDonald Curb Stops to 1 1/4" size.



Arch Pattern

Use with 1/2" through 2" Curb Stops



5601 Erie Pattern

- 1" I.D. Upper Section
- Includes 5660 stationary rod
- 5601 Lid - Two hole Erie pattern
- For use with A.Y. McDonald 3/4" and 1" inverted plug or ball style curb stops

5602

- 1" I.D. Upper Section
- Includes 5674 stationary rod
- 5607 Lid - with 1" brass pentagon plug
- For use with A.Y. McDonald 1 1/4", 1 1/2" and 2" inverted plug curb stops
- For use with 1 1/2" and 2" (ball size) ball valves

5603 Erie Pattern

- 1" I.D. Upper Section
- Includes 5674 stationary rod
- 5601 Lid - Two hole Erie pattern
- For use with A.Y. McDonald 1 1/4" and 2" inverted plug curb stops or 1 1/2" and 2" (ball size) ball valves

5607

- 1" I.D. Upper Section
- Includes 5660 stationary rod
- 5607 Lid - with 1" brass pentagon plug
- For use with A.Y. McDonald 3/4" and 1" inverted plug or ball style curb stops



5604

- 1 1/4" I.D. Upper Section
- Shut-off rod available
- 5614 Lid - with 1 1/4" brass pentagon plug
- For use with A.Y. McDonald 3/4", 1" inverted plug or ball style curb stops

5600

- 1 1/4" I.D. Upper Section
- Shut-off rod available
- 5614 Lid - with 1 1/4" brass pentagon plug
- For use with A.Y. McDonald 1 1/4" plug style and 1 1/2" and 2" (ball size) ball valves

5605

- 1 1/2" I.D. Upper Section
- Shut-off rod available
- 5623 Lid - with 1 1/2" brass pentagon plug
- For use with A.Y. McDonald 3/4" and 1" inverted plug or ball style curb stops

5606

- 2" I.D. Upper Section.
- Shut-off rod available
- 5624 Lid - with 2" brass pentagon plug
- For use with 1 1/4" inverted plug curb stops or 1 1/2" and 2" (ball size) ball valves

Standard Water Lids



5601
Tapped 1"
Erie Pattern



5607
Tapped 1"



5614
Tapped 1 1/4"



5623
Tapped 1 1/2"



5624
Tapped 2"

NOTES

- Order by model number and maximum extended lengths from 2 1/2' thru 10' (in 6" increments). Example: 5603 8 1/2'

- When rods are furnished with Curb Boxes, they are 18" shorter than maximum extended length of Curb Box.

- All Curb Boxes telescope one foot. Lengths shown are at maximum extension:

Example: A 5' Curb Box can be used at depths ranging from 4' to 5'.

- For Shut Off Rods and Available Lid Options see page 10.

- Our curb boxes are manufactured in Dubuque, IA with one component from Canada. (MODEL 5601, 5607, 5614, & 5615) are also available with components made only in the USA. Add "A" to model # 5601 = 5601A.