




Photo



Descriptions

This filter catches dead mites and their droppings, pollen and other allergens on the filter filament, then decomposes them with artificial enzymes.

(Artificial enzyme catalyst on the filament catches the allergens and helps the chemical reaction with Oxygen and severs the S-S* bonds. *S=Sulfur atoms)

Applicable Models

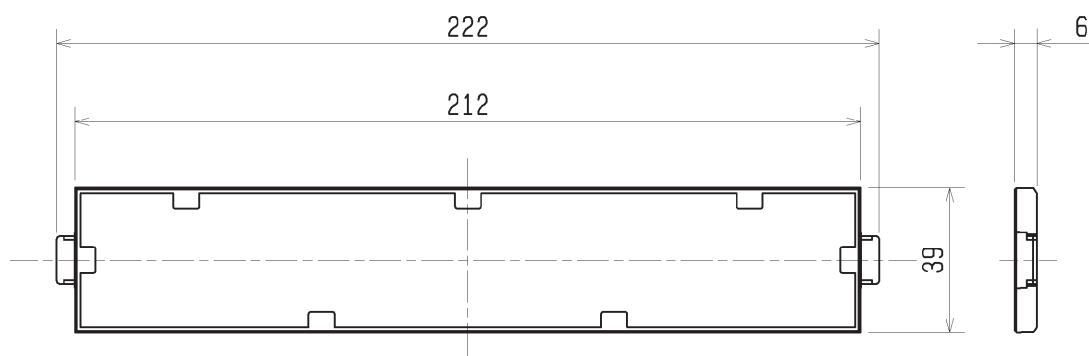
- MSZ-GE22VA ■ MSZ-GE42VA
- MSZ-GE25VA ■ MSZ-GE50VA
- MSZ-GE35VA

Specifications

Material	Filter: Polyester, rayon, actylicresin Frame: Polypropylen
Color (Filter)	Light blue

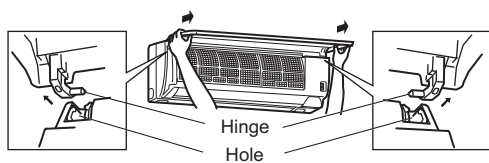
Dimensions

Unit : mm

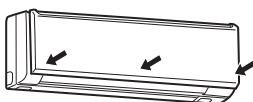


How to Use / How to Install

Front panel

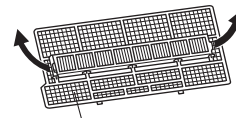


1. Lift the front panel until a "click" is heard.
2. Hold the hinges and pull to remove as shown in the above illustration.
 - Wipe with a soft dry cloth or wash it with water.
 - Do not soak it in water for more than two hours.
 - Dry it well in shade before installing it.
3. Install the panel by following the removal procedure in reverse. Close the front panel securely and press the positions indicated by the arrows.



Back side of air filter

- **Clean every 3 months.**
- Soak the filter together with its frame in lukewarm water and wash it.
- After washing, dry it well in shade and put it back to its original position. Install all tabs of the air filter.
- Replace it with a new air cleaning filter **every year** for best performance.
- Parts Number **MAC-408FT-E**



Pull to remove from the air filter

What is "Catechin air filter" ?

Catechin is a bioflavonoid that is found in green tea that has both antiviral and antioxidant qualities. In addition to these benefits, Catechin also offers excellent deodorizing characteristics. Catechin air filter uses this compound to not only improve air quality but also prevent the spread of bacteria and viruses in the room.