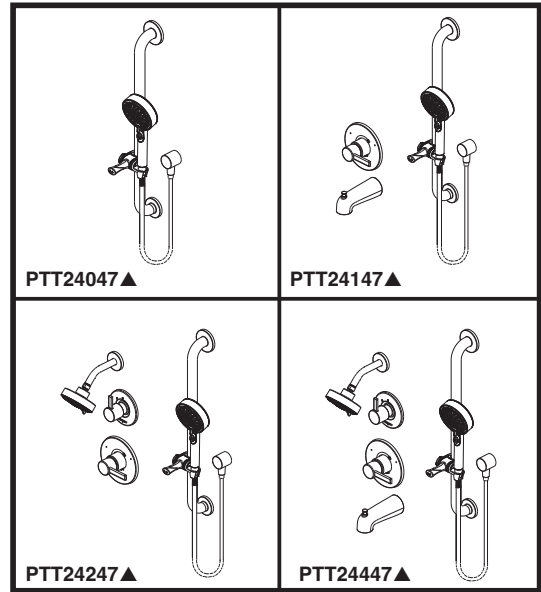
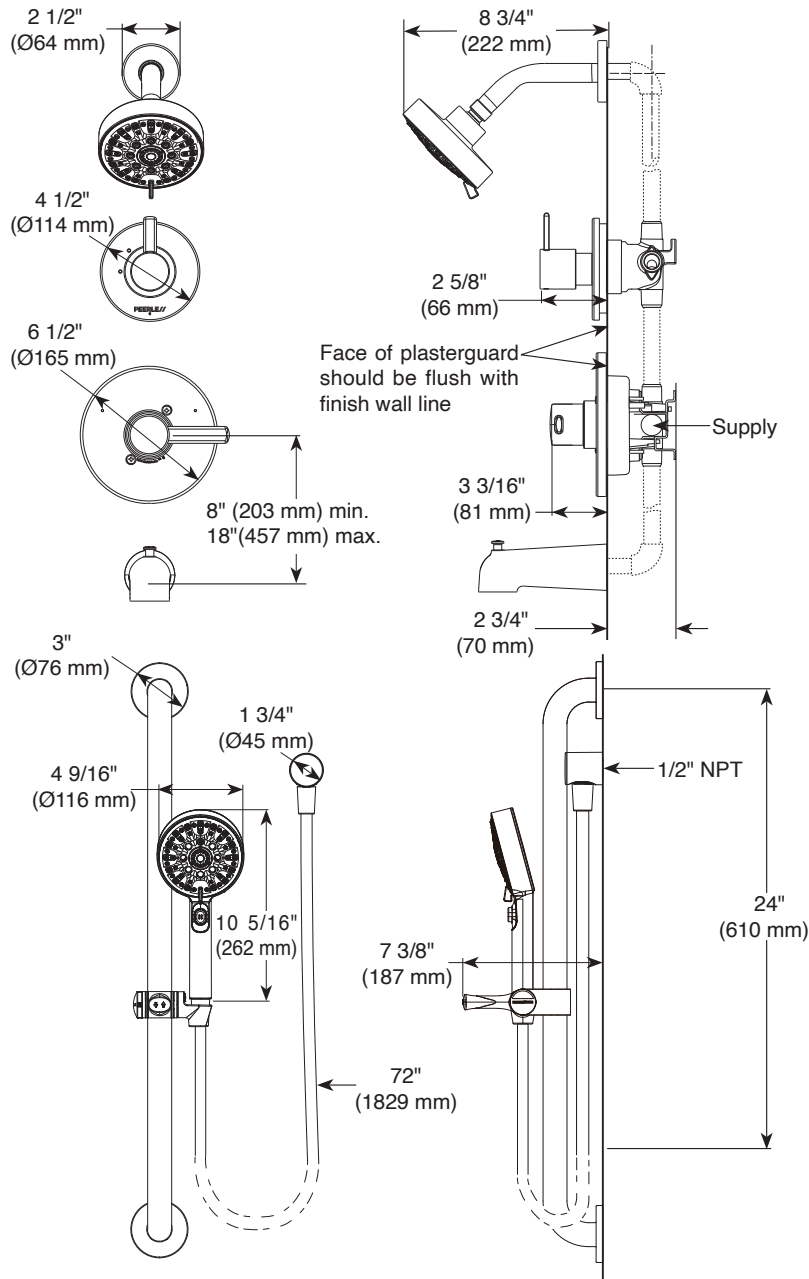


PEERLESS®

PTT24047▲, PTT24147▲
PTT24247▲, PTT24447▲



TUB AND SHOWER FAUCET

- Precept™ Collection
- Hand Shower Only (PTT24047▲)
- Tub/Shower (PTT24147▲, PTT24247▲ & PTT24447▲)

• STANDARD SPECIFICATIONS:

- Shower head maximum flow rate is 1.5 gpm @ 80 psi, 5.7 L/min @ 550 kPa.
- Hand shower maximum flow rate 1.5 gpm @ 80 psi, 5.7 L/min @ 550 kPa
- Maintains a balanced pressure of hot and cold water even when a valve is turned on or off elsewhere in the system.
- For use with MultiChoice® Universal rough valve body. (R10000 Series)
- Must also order R1 1000 rough-in (for diverter).
- Tub/Shower. Requires 2 3/4" wall cavity.
- Back-to-back installation capability.
- Cartridge utilizes integral check valves to prevent the cross flow of water within the valve.
- Field adjustable means to limit handle rotation into hot water zone.
- Red/blue markings on escutcheon for hot/cold identification.
- Temperature only, controlled with handle rotating a maximum of 120° from full cold to the full hot.
- Easy turn dial to change hand shower spray settings, pause with pushbutton. Pause is a non-positive shut-off.
- Shower head with 6 spray settings - Full body spray, massage spray, full spray with massage spray, focus spray, full spray with focus spray & pause.
- 72" (1829 mm) stainless steel hose.
- Three function diverter - 2 individual positions, 1 shared position.
- 24" (610 mm) grab bar with ADA adjustable slide.
- ADA complaint grab bar, hand shower and hose when installed per accessibility guideline of the act.
- ADA pushbutton 5" tub spout.
- The handle (diverter trim/tub shower) operations meet ADA requirements.

WARRANTY:

- Parts and Finish – Lifetime limited warranty; or for commercial purchasers, 10 years for multi-family residential (apartments and condominiums) and 5 years for all other commercial uses, in each case from the date that the product is received by the original purchaser or their authorized representative (installation contractor, etc.).



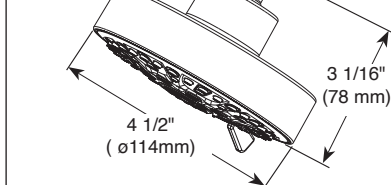
COMPLIES WITH

- ASME A112.18.1 / CSA B125.1
- EPA WaterSense®
- Indicates compliance to ICC/ANSI A117.1

RP71717
Non-shared 2 function cartridge for use with 3-setting diverter trims.

RP75137 Available Extension Kit

RP101770▲-1.5
1.5 GPM



RP103430▲

