

FEATURES

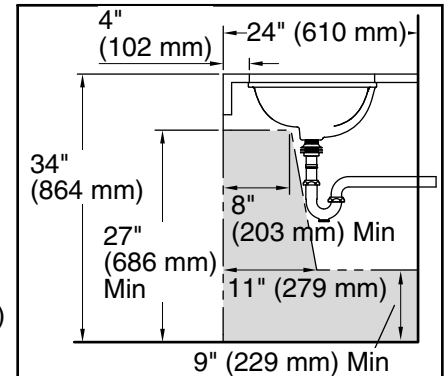
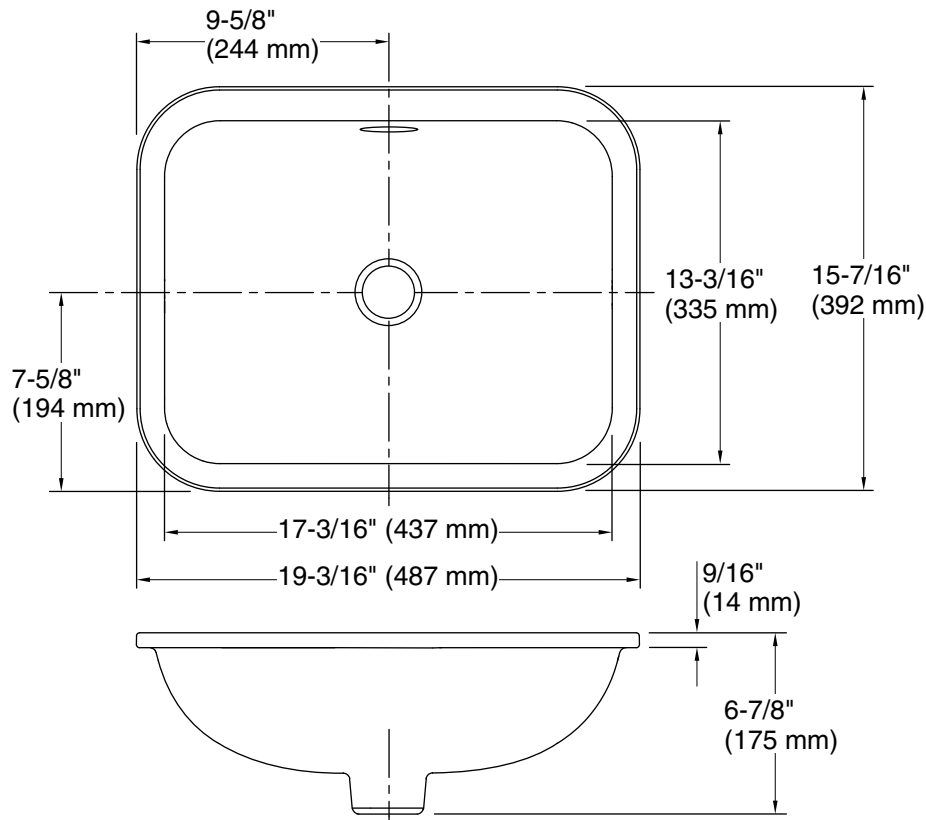
- Vitreous china
- Under-mount with slotted overflow
- Glazed underside (P74234)
- Includes mounting hardware
- Complements transitional KALLISTA collections

CODES/STANDARDS APPLICABLE

Specified model meets or exceeds the following:

- ASME A112.19.2/CSA B45.1
- ADA
- ICC/ANSI A117.1
- IAPMO/cUPC

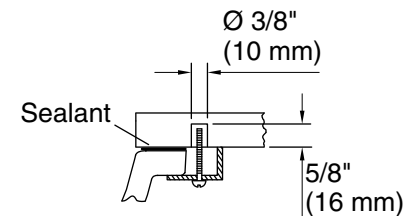
ADA



Recommended ADA Installation



Wood Installation



Stone Installation

PRODUCT INFORMATION

Fixture*:	
Basin Area	17" (432 mm) x 13" (330 mm)
Water Depth	3-11/16" (94 mm)
Drain Hole	Ø 1-3/4" (44 mm)
*Approximate measurements for comparison only.	
Included Components: Basin Clamp Assembly	
Cutout Template	1303058-7

SPECIFIED MODEL

Model	Description	Finishes
P74233-WO	Perfect Under-Mount Basin, Soft Rectangle with Overflow	<input type="checkbox"/> 0 Stucco White
P74234-WO	Perfect Under-Mount Basin, Soft Rectangle with Overflow, Glazed Underside	<input type="checkbox"/> 0 Stucco White

We reserve the right to make revisions without notice in the design of products or in packaging unless this right has specifically been waived at the time the order is accepted.