

Features

- Solid brass construction.
- 20-gauge brass pipe.
- Toe-activated closing.
- Above- or through-floor installation.
- Flexible overflow joint conforms to various bath angles.
- Includes tee, drain ell, and overflow ell with attached 1-1/2" OD pipe.



Codes/Standards










ASME A112.18.2/CSA B125.2

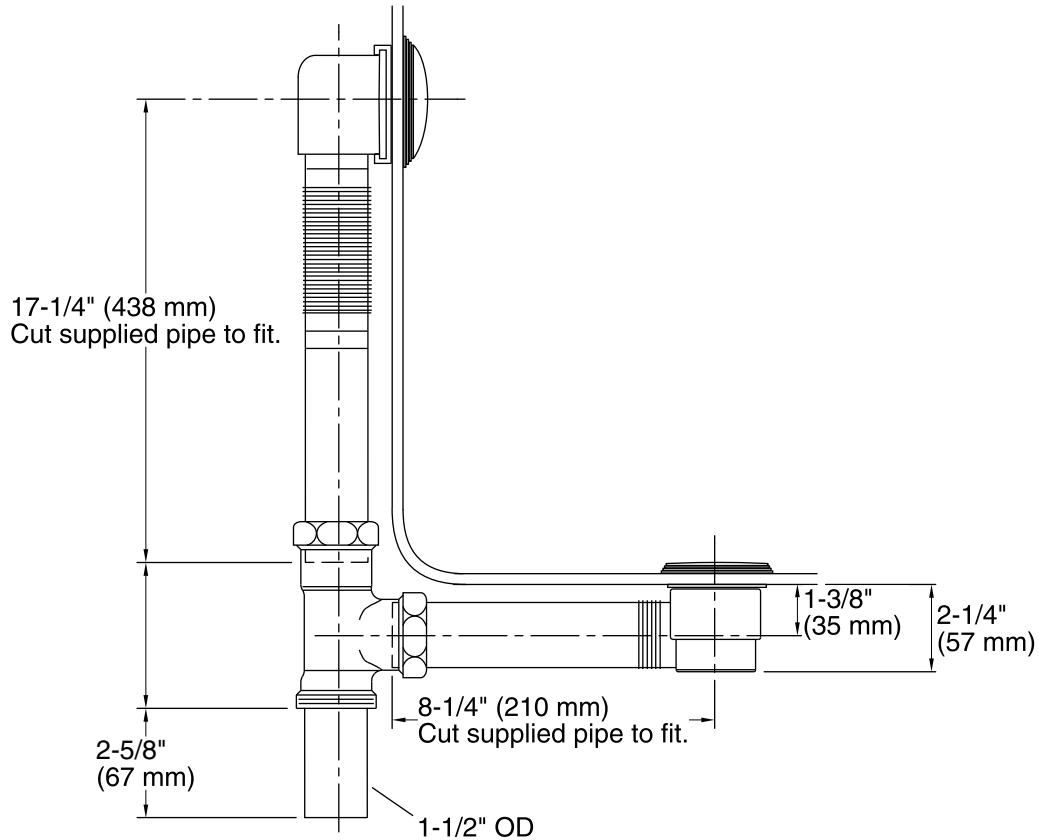
KOHLER® Faucet Lifetime Limited Warranty

See website for detailed warranty information.

Available Colors/Finishes

Color tiles intended for reference only.

Color	Code	Description
	CP	Polished Chrome
	SN	Vibrant® Polished Nickel
	AF	Vibrant® French Gold
	BGD	Vibrant® Moderne Brushed Gold
	G	Brushed Chrome
	BN	Vibrant® Brushed Nickel
	BV	Vibrant® Brushed Bronze
	2BZ	Oil-Rubbed Bronze
	RGD	Vibrant Rose Gold
	TT	Titanium
	VNT	Vintage Nickel



Technical Information

All product dimensions are nominal.

Notes

Install this product according to the installation guide.