

Features

- Integral flange.
- Left drain.
- Integral lumbar support.
- Integral apron.
- 60" (1524 mm) x 30-1/4" (768 mm) x 14-1/2" (368 mm)

Material

- Cast iron with Safeguard® finish.

Installation

- Alcove

Recommended Accessories

- K-37380 30" Rough-in Cable Bath Drain
- K-37383 30" Rough-in Cable Bath Drain
- K-7213 27" Cable Bath Drain
- K-7214 27" Cable Bath Drain
- K-37386 30" Rough-in Cable Bath Drain
- K-702200-G54 Frameless Sliding Bath Door
- K-702200-G73 Frameless Sliding Bath Door
- K-702200-L Frameless Sliding Bath Door
- K-702205-L Frameless Sliding Bath Door
- K-706000-D3 Frameless Sliding Bath Door
- K-706000-L Frameless Sliding Bath Door
- K-706003-L Frameless Sliding Bath Door
- K-706004-D3 Frameless Sliding Bath Door
- K-706004-L Frameless Sliding Bath Door
- K-706007-L Frameless Sliding Bath Door
- K-7160-TF Bath Drain



ADA

Codes/Standards

ASME A112.19.1/CSA B45.2
ASTM F462
ADA
ICC/ANSI A117.1






KOHLER® Enameled Cast Iron Bath and Shower Base Lifetime Limited Warranty

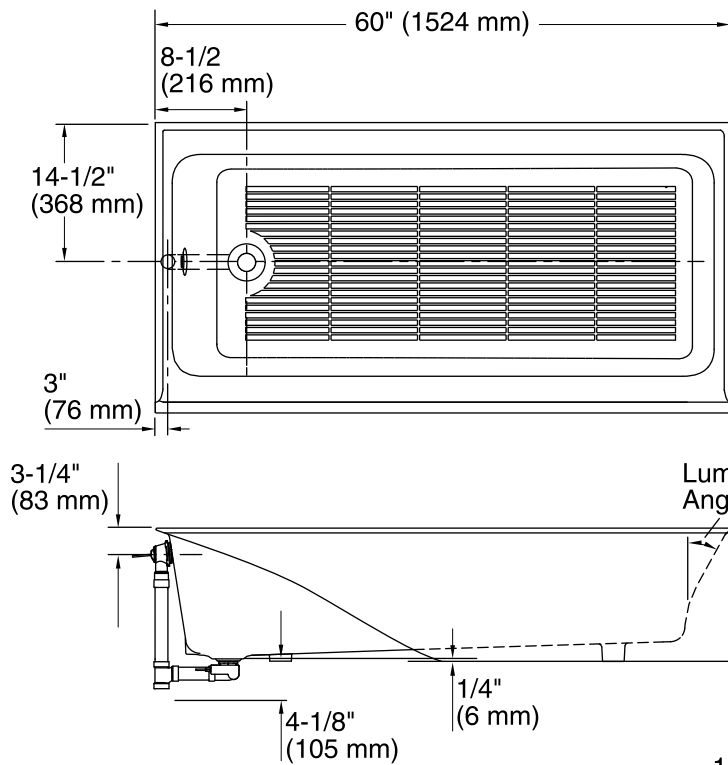
See website for detailed warranty information.

Available Color/Finishes

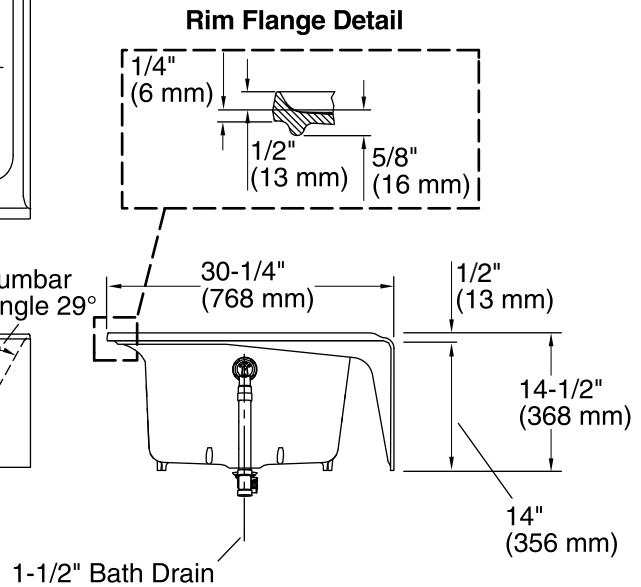
Color tiles intended for reference only.

Color	Code	Description
-------	------	-------------

	0	White
	96	Biscuit
	47	Almond
	NY	Dune
	G9	Sandbar



No change in measurement if connected with drain illustrated. (K-37383)



Technical Information

All product dimensions are nominal.

Installation:	3-Wall Alcove
Drain location:	Left
Basin area, bottom:	48-3/4" x 19-5/16" (1238 mm x 491 mm)
Basin area, top:	54-11/16" x 21-3/16" (1389 mm x 538 mm)
Weight:	310 lbs (140.6 kg)
Minimum floor load:	52 lbs/ft ² (253.9 kg/m ²)
Water depth:	9" (229 mm)
Water capacity:	32.6 gal (123.4 L)
Minimum flat for door:	2-5/8" (66 mm)

Notes

Measure your actual product for rough-in details.

Install this product according to the installation instructions.

The hot water supply should be 70% of the capacity of the bath or greater. Installations will vary.

ADA compliant when installed to the specific requirements of these regulations.