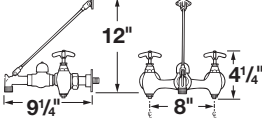




- 6 OPTIONAL SEALS** – For installations with following pipe, order separately.
- 65.308 – for 2" PVC, ABS and iron
 - 65.309 – for 3" PVC, ABS and iron, included with mop basin
 - 65.311 – for 3" soil pipe (no hub)

MOP SERVICE BASIN ACCESSORIES

To complete a commercial or residential mop service basin installation, specify and install Mustee's mop service faucet and companion products listed below.

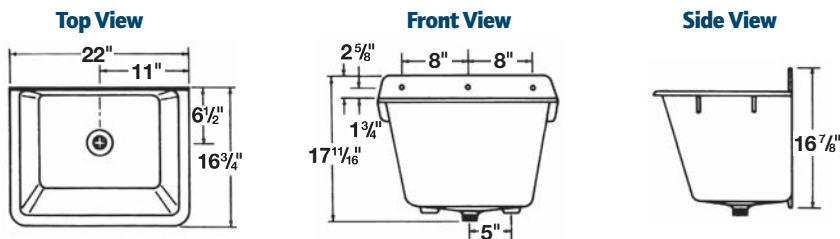
Specifications

- 1 63.600A SERVICE FAUCET** – Chrome plated brass service sink faucet, $\frac{1}{2}$ " pipe eccentric inlets on 8" centers. Vacuum breaker integral stops, chrome plated (H&C) handles, $\frac{3}{4}$ " hose end spout with pail hook, top reinforcing bar and mounting bracket. Shall meet ANSI Specifications A112.1.1, Section 2.9 and A112.18.1M, CSA Listed. **ANSI**
- 
- 2 65.700 HOSE and HOSE HOLDER** – Heavy-duty $\frac{5}{8}$ " diameter, reinforced 31" rubber hose with brass couplings on one end. Spring loaded, molded rubber hose holder mounts on stainless steel wall plate.
- 
- 3 65.600 MOP HANGER** – Three spring-loaded rubber holders mounted to 3" x 22" stainless steel wall plate. Wall anchors and mounting screws included.
- 
- 4 BUMPER GUARDS** – Protect rims, snap-on **High impact resistant vinyl**
- 62.401 – 21 $\frac{1}{2}$ " long white, fits Model 62M
 - 63.401 – 20 $\frac{3}{4}$ " long white, fits Models 63M and 65M
 - 65.403 – 32 $\frac{3}{4}$ " long white, fits Model 65M
- Stainless steel**
- 63.403 – 20 $\frac{3}{4}$ " long, fits Models 63M and 65M
 - 65.404 – 32 $\frac{3}{4}$ " long, fits Model 65M
- 5 DURAGUARD™ WALL GUARDS** – Protect wall surfaces, 12" height, 20 gauge, #304 stainless steel.
- 67.2424 – two panels and bracket for 24" x 24" corner
 - 67.2436 – two panels and bracket for 24" x 36" corner
 - 67.24C – one 24" panel and corner bracket
 - 67.36C – one 36" panel and corner bracket

16 SERVICE MOP SINK

Wall-mounted mop sink installs anywhere, including the utility room, basement, garage or outdoors. Ideal for cleaning large utensils. Molded-in drain assembly for standard $1\frac{1}{2}$ " trap.

Specifications



Model	Length*	Width*
16	16 $\frac{3}{4}$ "	22"

12-Gallon Capacity

* Length (front to back); Width (left to right).



General: Furnish and install as shown on plans, UTILATUB® Mop Sink Model 16, as manufactured by E. L. Mustee & Sons, Inc. One-piece molded construction using structural Co-PolyPure™ thermoplastic, complete with molded-in drain assembly for $1\frac{1}{2}$ " traps, wall mount.