

# KOHLER® Faucets

8" rainhead with Katalyst® air-induction technology, 1.75 gpm  
**K-13688-G**

## Features

- Single-function rain showerhead.
- MasterClean™ sprayface features an easy-to-clean surface that withstands mineral buildup.
- Katalyst® Spray Technology with air induction ball joint.
- Optimized sprayface for maximum performance.
- 1.75 gpm (6.6 lpm) maximum flow rate.

## Material

- Solid brass construction for durability and reliability.

## Installation

- 1/2" - 14 NPT connection.

## Recommended Products/Accessories

K-23723 Faucet cleaner



## Codes/Standards

ASME A112.18.1/CSA B125.1

DOE - Energy Policy Act 1992

EPA WaterSense®





California Energy Commission (CEC)

## KOHLER® Faucet Lifetime Limited Warranty

See website for detailed warranty information.

## Available Colors/Finishes

*Color tiles intended for reference only.*

Color	Code	Description
	CP	Polished Chrome
	SN	Vibrant® Polished Nickel
	BGD	Vibrant® Moderne Brushed Gold
	BN	Vibrant® Brushed Nickel
	BV	Vibrant® Brushed Bronze
	BL	Matte Black
	2MB	Vibrant Brushed Moderne Brass
	RGD	Vibrant Rose Gold
	TT	Vibrant Titanium

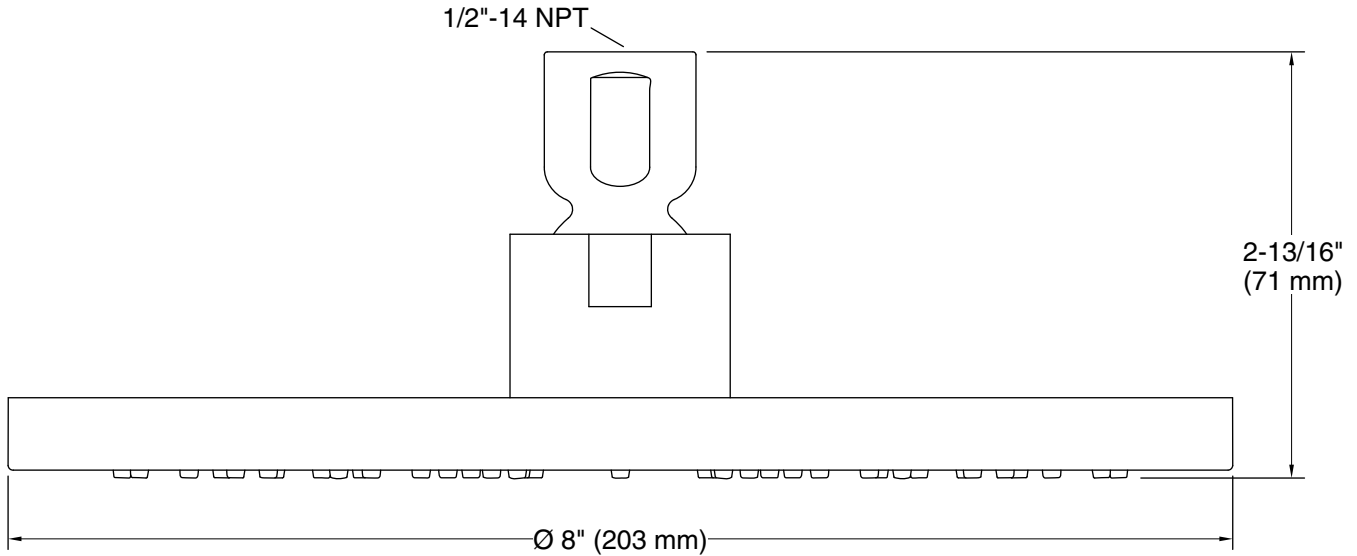
1-800-4KOHLER (1-800-456-4537)

Kohler Co. reserves the right to make revisions without notice to product specifications.

For the most current Specification Sheet, go to [www.kohler.com](http://www.kohler.com).

9-5-2020 11:43 - US/CA

THE BOLD LOOK  
OF **KOHLER**®



## Technical Information

All product dimensions are nominal.

### Faucet:

Flow rate: 1.75 gal/min (6.6 l/min)

### Showerhead/Body Spray:

Rated maximum flow: 1.75 gal/min (6.6 l/min)

Pressure: 80 psi (5.5 bar)

## Notes

For use with automatic compensating valves rated at 1.5 gal/min (5.7 l/min) or less.

Install this product according to the installation instructions.