

### Features

- Drop-in or under-mount installation
- With overflow

### Material

- KOHLER® enameled cast iron.

### Optional Accessories

52047 Clamp Accessory Pack, 4 Ea.

### Components

Additional included component/s: 1193643 Basin Clamps.



ADA

### Codes/Standards





ASME A112.19.1/CSA B45.2  
ADA  
ICC/ANSI A117.1

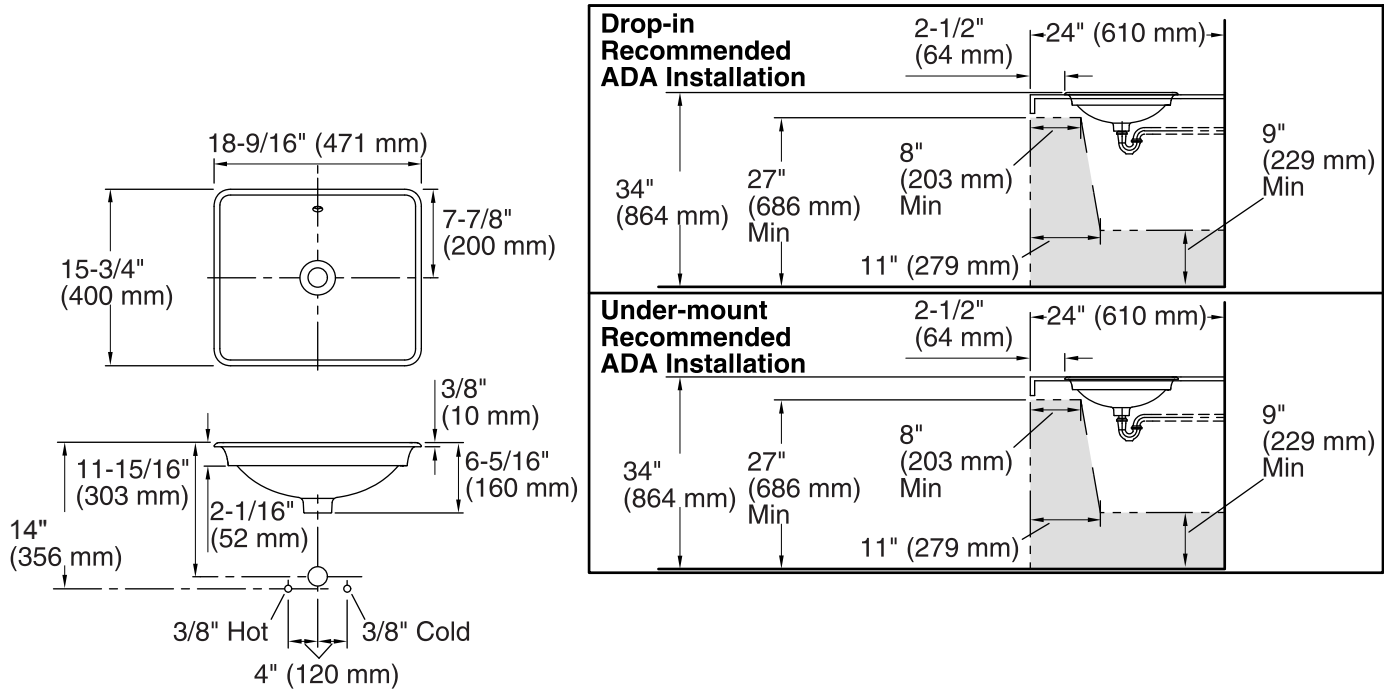
### Lifetime Limited Warranty for KOHLER® Cast Iron Components

See website for detailed warranty information.

### Available Color/Finishes

*Color tiles intended for reference only.*

Color	Code	Description
	0	White
	FF	Sea Salt™
	96	Biscuit
	47	Almond
	FD	Cane Sugar™
	NY	Dune
	G9	Sandbar
	KG	Vapour™ Green
	K4	Cashmere
	FT	Basalt
	20	Suede
	KA	Black 'n Tan
	7	Black Black™



### Technical Information

All product dimensions are nominal.

Bowl configuration:	Single
Installation:	Drop-in, Under-mount
Bowl area (Only):	Length: 17-1/2" (445 mm) Width: 14-3/4" (375 mm) Bowl depth: 4-9/16" (116 mm) With overflow: Yes Water depth: 2-15/16" (74 mm)
Template:	1222632-7, required, included

### Notes

Install this product according to the installation instructions.

**NOTICE:** Countertop manufacturer or cutter must use the cut-out template provided with the product, or a current one provided by Kohler Co. (call 1-800-4-KOHLER). Kohler Co. is not responsible for cutout errors when the incorrect cut-out template is used.

ADA compliant when installed to the specific requirements of these regulations.