

### Features

- Optimized sprayface with 48 nozzles delivers a more focused coverage of large water droplets.
- Minimizes wasteful overspray and increases cleaning and hair-rinsing performance.
- 1.75 gpm (6.6 lpm) flow rate.
- ½" NPT connection.
- Coordinates with Fairfax faucets, accessories, and showering components to complete your bathroom.

### Material

- KOHLER finishes resist corrosion and tarnishing.

### Technology

- Katalyst® air-induction technology infuses water with air, creating bigger drops for a more powerful spray.

### Installation

- Wall-mount.

### Water Conservation & Rebates

- This product can help a building earn Water Efficiency points in LEED® Green Building Rating System.

### Recommended Products/Accessories

- K-7397 Shower Arm and Flange
- K-23723 Faucet cleaner



### Codes/Standards




ASME A112.18.1/CSA B125.1  
DOE - Energy Policy Act 1992  
EPA WaterSense®  
California Energy Commission (CEC)

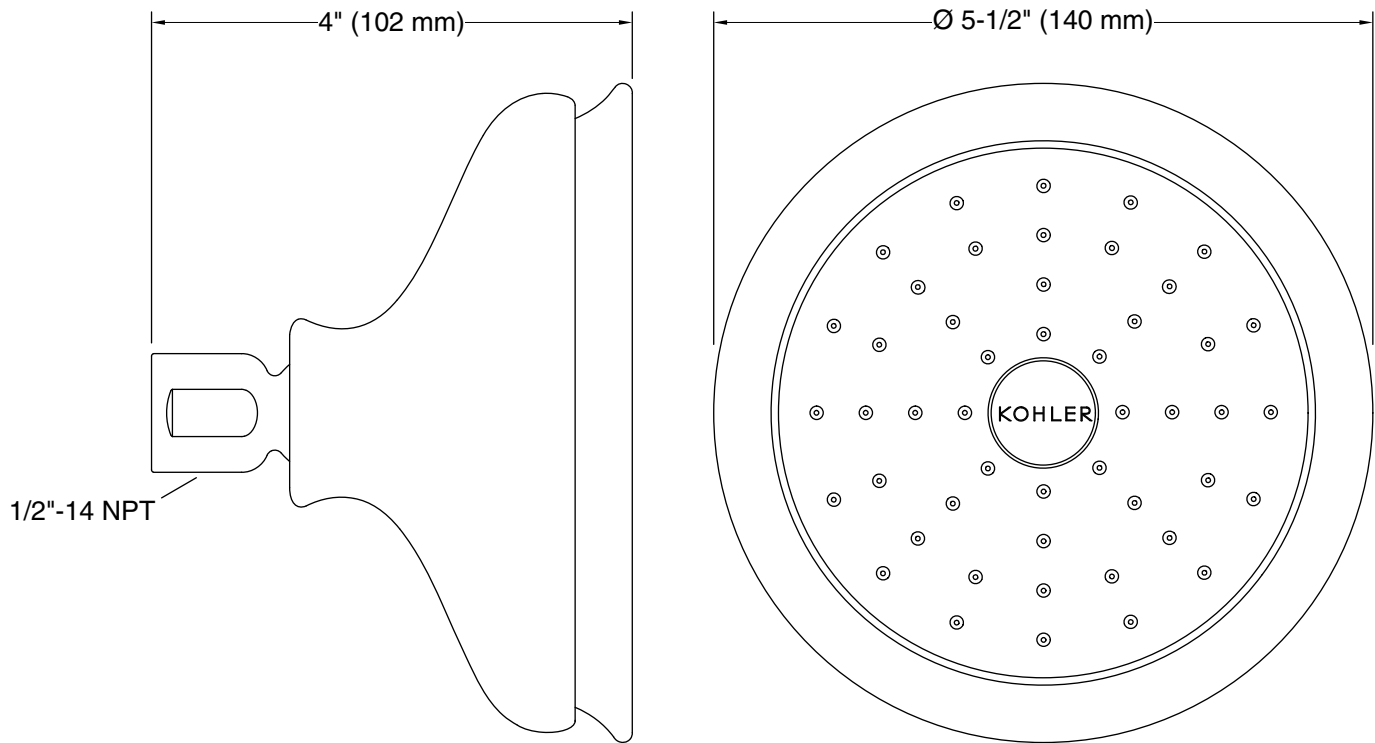
### KOHLER® Faucet Lifetime Limited Warranty

See website for detailed warranty information.

### Available Colors/Finishes

*Color tiles intended for reference only.*

Color	Code	Description
	CP	Polished Chrome
	BN	Vibrant® Brushed Nickel
	2BZ	Oil-Rubbed Bronze



### Technical Information

All product dimensions are nominal.

#### Showerhead/Body Spray:

Rated maximum flow: 1.75 gal/min (6.6 l/min)

Pressure: 80 psi (5.5 bar)

### Notes

For use with automatic compensating valves rated at 1.5 gal/min (5.7 l/min) or less.

Install this product according to the installation instructions.