

Optional Parts for Geberit Duofix Carrier 111.012.00.1

Product Specifications

Installation accessories for concealed tank and carrier for wall-hung toilet. Accessories shall be for alternate frame installation and connection sets between carrier and toilet fixture.

Warranty

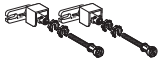
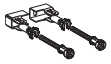

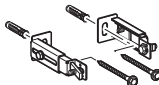
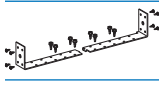

One-year warranty against manufacturers' defect.

Features

Installation accessories for:

- Pre-wall installation
- Corner installation
- Post-tension concrete floors
- Non-standard stud distances
- Supports for short height wall-hung bowls
- Connection set for 1" seat height offset
- Sound dampening pad
- Alternate bolt caps
- Finished wall thicknesses to 7.09" (18 cm)

Mounting Accessories

Description	Model No.
 Frame to wall anchoring for 5.125"-7.875" (13-20 cm) thick unfinished pre-wall	111.815.00.1
 Frame to wall anchoring for 5.125"-7.875" (13-20 cm) thick unfinished pre-wall corner installations	111.835.00.1
 Support brackets for wall-hung toilets with small contact surface (thin profiles)	111.847.00.1
 Frame to wall anchoring where foot installations into floor are not allowed for 5.125"-7.875" (13-20 cm) thick unfinished pre-wall	111.867.00.1
 Frame to stud fastening set for extended stud spacing from 19.75"-25.56" (50-65 cm)	111.869.00.1
 Frame to wall anchoring extensions for 7.875"-15.75" (20-40 cm) thick unfinished pre-wall	111.887.00.1

Waste fittings options for:

- Straight back
- Left hand or right hand runs
- Cast iron 90°
- Back to back vertical or left hand/right hand runs



ARCHITECT/ENGINEER APPROVAL

Job Name _____

Date _____ Quantity _____

Model Specified _____

Variations Specified _____







Customer/Wholesaler _____

Contractor _____





Architect _____

Optional Parts for Geberit Duofix Carrier 111.012.00.1

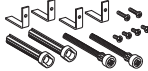
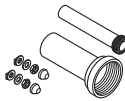

Waste Fittings

Description	Model No.
 HDPE straight connector with socket for Ø3.50" (Ø90 mm) push fit piping and Ø3.50" (Ø90 mm) outlet x 12" (31 cm) long	366.887.16.1
 HDPE connector with offset for LH horizontal drain connections (as viewed from sitting position), 1 x 90° bend with socket for Ø3.50" (Ø90 mm) push fit piping, with 45° offset and Ø3.50" (Ø90 mm) outlet for 5.5" (13.97 cm) minimum walls only.	366.913.16.1
 HDPE connector with offset for RH horizontal drain connections (as viewed from sitting position), 1 x 90° bend with socket for Ø3.50" (Ø90 mm) push fit piping, with 45° offset and Ø3.50" (Ø90 mm) outlet for 5.5" (13.97 cm) minimum walls only.	366.914.16.1
 Cast iron outlet bend; 1 x 90° bend with socket for Ø3.50" (Ø90 mm) push fit piping and 3" CIP outlet	367.071.18.1
 HDPE "Back-to-back" connector for horizontal drain connections; 2 x 90° bends with sockets for Ø3.50" (Ø90 mm) push fit piping, with 45° offset and expansion to Ø4.375" (Ø110 mm) outlet for 10.75" (27.31 cm) minimum walls only.	367.485.16.1
 HDPE "Back-to-back" connector for vertical drain connections; 2 x 90° bends with sockets for Ø3.50" (Ø90 mm) push fit piping and expansion to Ø4.375" (Ø110 mm) outlet for 10.75" (27.31 cm) minimum walls only.	367.923.16.1



Bowl Connection Sets and Accessories

Description	Model No.
 HDPE connection set with 1" (2.5 cm) offset and mounting hardware (bowl installation kit); with socket for Ø3.50" (Ø90 mm) push fit piping and Ø55 supply inlet; Matte Chrome cover caps	405.116.00.1
 Acoustic insulation set for wall-hung toilets and bidets	156.050.00.1
 Connector set with mounting hardware (bowl installation kit), HDPE; Alpine White cover caps	152.404.11.1
 Cover caps with leveling washer, Plastic, Alpine White	217.713.11.1



Required Accessories for 3.50"-7.00" (9-18 cm) Finished Wall Thickness

 Extension set for actuator plates for Sigma Concealed Tanks 2x6 and 2x4 KJappa and Omega Concealed tanks	240.938.00.1
 HDPE Connector set for extended installation and mounting hardware (bowl installation kit), with socket for Ø3.50" (Ø90 mm) push fit piping and Ø55 supply inlet; Matte Chrome cover caps	152.438.46.1
 Mounting rod M12 x 10" long. Not supplied.	By others

Actuator Accessories

 Cover plate for Omega Concealed Tank for use with flush buttons, Glass, White	115.082.SI.1
 Cover plate for Omega Concealed Tank for use with flush buttons, Metal, Customizable	115.082.00.1

Bidet Seat Accessory for Geberit Duofix Carrier Frames

 Water supply hose for bidet seat for 111.255.00.1 carrier with Kappa and 111.012 carrier with Omega Concealed Tank pre-wall. For adding bidet seat to an installed carrier. For complete installation order with 249.801.00.1.	240.839.00.1
 Water supply hose for bidet seat for 111.355.00.5, 111.728.00.1, 111.255.00.1 and 111.012 carriers with Sigma Concealed Tanks 2x6 and 2x4 and Kappa and Omega Concealed Tanks. For adding bidet seat to an installed carrier.	249.801.00.1

Geberit
2100 S. Clearwater Drive
Des Plaines, IL 60018
USA

P 800-566-2100
F 847-803-5454

→ geberit.us

© 2015 Geberit. Product specifications subject to change without notice.

GNA7195 02/15