






Location: SYMMONS® Duro®



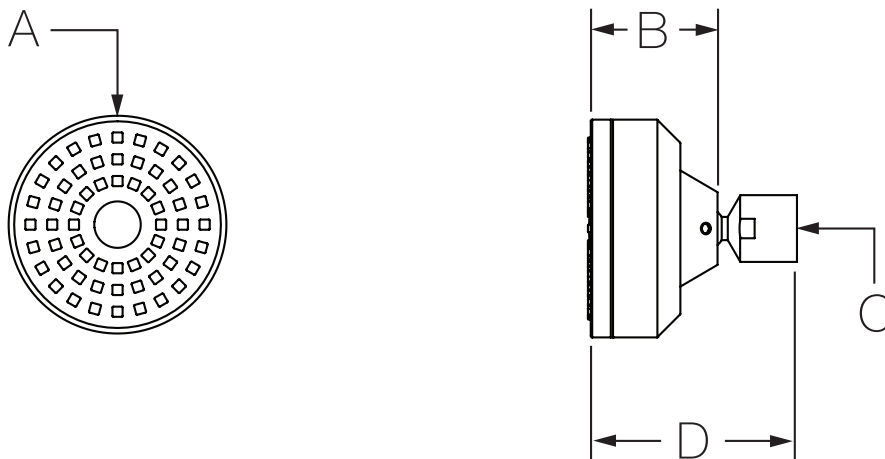
362SH

1 Mode Showerhead

Specification Submittal

Model Number	Feature Highlights
<input type="checkbox"/> 362SH 1 Mode Showerhead	<ul style="list-style-type: none"> • 1 mode showerhead • 3" diameter • Easy to clean rubber nozzles • 2.0 gpm (7.6 L/min) standard flow restrictor • Components shall be metal construction, plated in standard polished chrome finish
Modifications	Compliance
<input type="checkbox"/> -1.5  1.5 gpm (5.7 L/min) flow restrictor <input type="checkbox"/> -BBZ Brushed Bronze finish <input type="checkbox"/> -MB Matte Black finish <input type="checkbox"/> -STN Satin Nickel finish	<p>-ASME A112.18.1/CSA B125.1 -WaterSense 1.5 gpm and 2.0 gpm</p> 
Note: Append appropriate -suffix to model number.	Warranty <p>Limited Lifetime - to the original end purchaser in consumer/residential installations. 10 Years - for commercial/industrial installations. Refer to www.symmons.com/warranty for complete warranty information.</p> 

Dimensions



Measurements	
A	Ø 3", 76 mm
B	1-7/8", 48 mm
C	1/2-14 NPT
D	3", 76 mm

Note: Dimensions subject to change without notice.