

Features

- Single-function rainhead.
- MasterClean™ sprayface features an easy-to-clean surface that withstands mineral buildup.
- Optimized sprayface for maximum performance.
- 1.75 gpm (6.6 lpm) maximum flow rate.
- ½" - 14 NPT connection.

Material

- Solid-brass construction for durability and reliability.

Technology

- Katalyst® air-induction technology infuses water with air, creating bigger drops for a more powerful spray.

Recommended Products/Accessories

K-23723 Faucet cleaner



Codes/Standards

ASME A112.18.1/CSA B125.1

DOE - Energy Policy Act 1992

EPA WaterSense®










California Energy Commission (CEC)

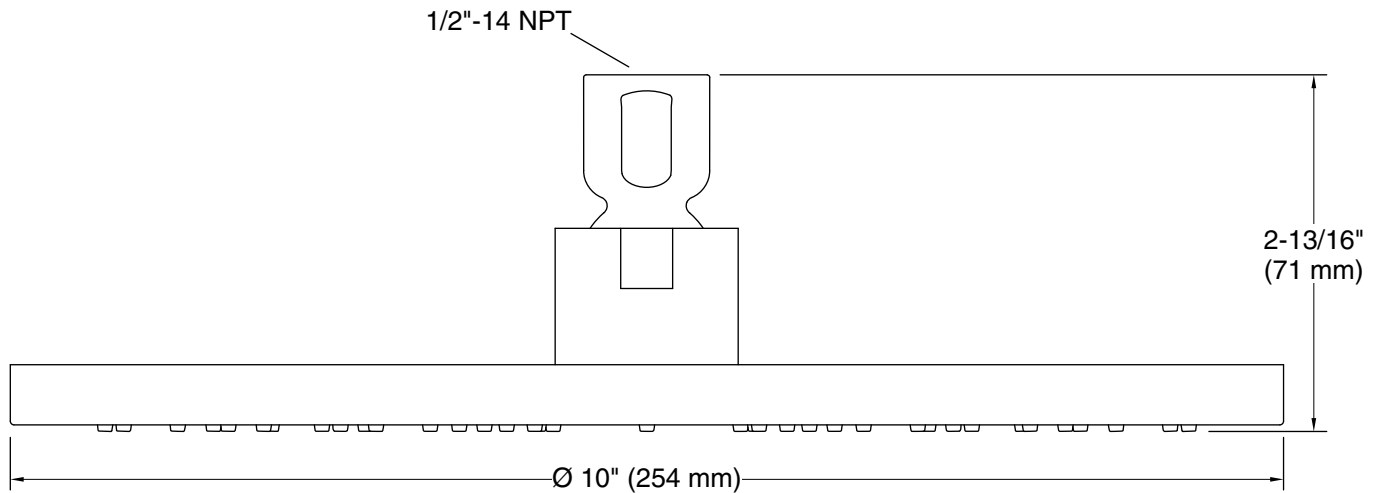
KOHLER® Faucet Lifetime Limited Warranty

See website for detailed warranty information.

Available Colors/Finishes

Color tiles intended for reference only.

Color	Code	Description
	CP	Polished Chrome
	SN	Vibrant® Polished Nickel
	BGD	Vibrant® Moderne Brushed Gold
	BN	Vibrant® Brushed Nickel
	BV	Vibrant® Brushed Bronze
	BL	Matte Black
	2MB	Vibrant® Brushed Moderne Brass
	RGD	Vibrant Rose Gold
	TT	Vibrant Titanium



Technical Information

All product dimensions are nominal.

Faucet:

Flow rate: 1.75 gal/min (6.6 l/min)

Showerhead/Body Spray:

Rated maximum flow: 1.75 gal/min (6.6 l/min)

Pressure: 80 psi (5.5 bar)

Notes

For use with automatic compensating valves rated at 1.4 gal/min (5.3 l/min) or less.

Install this product according to the installation instructions.