

Material

- 9-7/16" (240 mm) non-diverter spout with NPT connection.
- 1-1/2" (38 mm) max hole diameter.
- Coordinates with Components faucets, accessories, and showering components to complete your bathroom.
- Wall-mount.
- Premium Metal Construction.
- KOHLER finishes resist corrosion and tarnishing.
- For use with Components K-77990-4, K-77990-8, or K-77990-9 faucet handles (sold separately).
- 9-7/16-inch non-diverter spout with NPT connection.
- Coordinates with Components faucets, shower trim, and accessories to complete your bathroom.
- Premium metal construction.
- KOHLER finishes resist corrosion and tarnishing.
- Wall-mount
- 1-1/2-inch max hole diameter.



Codes/Standards



ASME A112.18.1/CSA B125.1

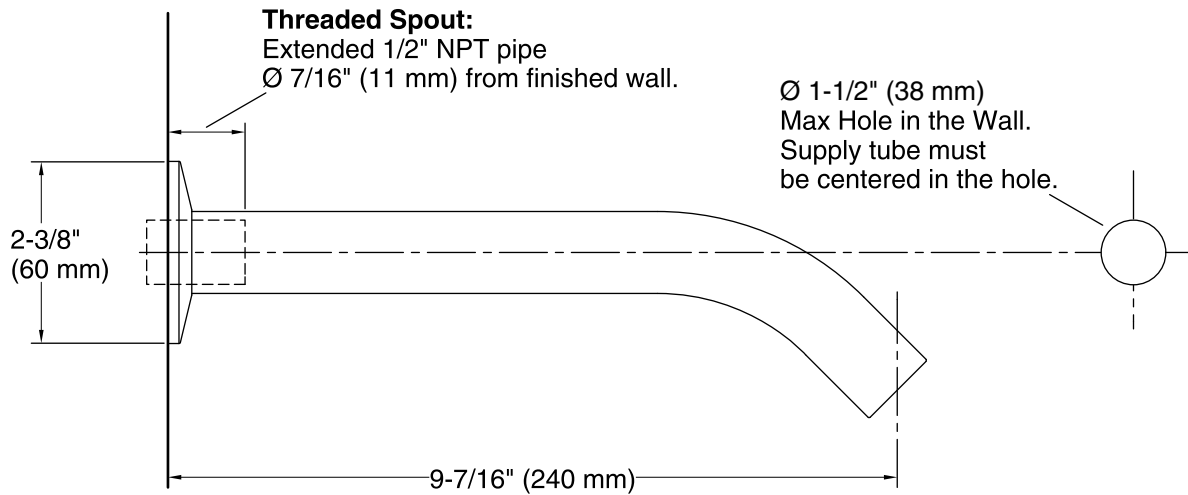
KOHLER® Faucet Lifetime Limited Warranty

See website for detailed warranty information.

Available Colors/Finishes

Color tiles intended for reference only.

Color	Code	Description
	CP	Polished Chrome
	BL	Matte Black
	TT	Titanium



Technical Information

All product dimensions are nominal.

Spout:

Spout reach: 9-7/16" (240 mm)

Notes

Install this product according to the installation instructions.