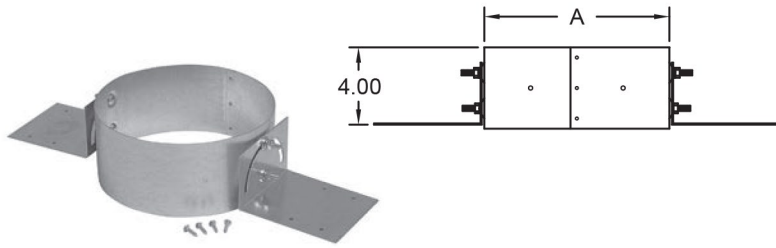



ADJUSTABLE SUPPORT - 6" - 12" TGAS



SIZE	6"	7"	8"	10"	12"
A	9.10"	10.10"	11.10"	13.10"	15.10"

Adjustable support fits all roof pitches and requires only simple framing. Can support 30 ft. of pipe. Trim with pitched ceiling plate of correct pitch.

PITCHED CEILING PLATE - 6" - 8" TGPCP

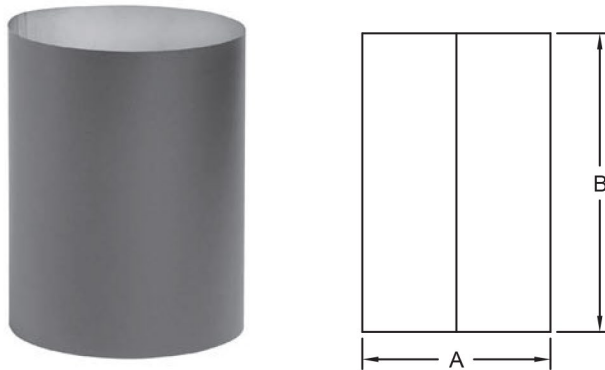


Used when pipe is supported by the TGAS. The oval I.D. of this plate covers any gap left between the chimney pipe and the ceiling. Select the plate which corresponds with the ceiling pitch. I.D. sized to fit over trim sleeve (TGTS).

Available pitches:
2/12; 4/12; 6/12; 8/12; & 10/12

Note: For odd roof pitches; 3/12, 5/12 etc.; use the steeper pitch. (i.e. use the 4/12 ceiling plate on a 3/12 pitch ceiling)

PAINTED TRIM SLEEVE - 6" - 8" TGTS




SIZE	6"	7"	8"
A	9.06"	10.06"	11.06"
B	12.00"	12.00"	12.00"

This cylinder slides over O.D. of TG pipe that protrudes through the wall or ceiling. It provides a uniform, finished appearance.

SINGLE/DOUBLE WALL ADAPTER - 6" - 8" TGPSWA (Painted) & 10" - 12" TGSWA (Unpainted)

Also used as double wall black adapter.



SIZE	6"	7"	8"	10"	12"
A	6.00"	7.00"	8.00"	10.00"	12.00"
B	9.00"	10.00"	11.00"	13.00"	15.00"

The single/double wall adapter is used to provide transition from single wall or double wall pipe to Temp/Guard chimney pipe.

*10" & 12" are unpainted.