

M SERIES HEATING MODULE

Model Number Key

M 2430 C L 1 - X -
① ② ③ ④ ⑤ ⑥ ⑦

- ① **Unit Type**
M=Modular
- ② **Nominal Capacity**
2430=24000 to 30000 Btu/hr
(7.0 to 8.8 kW)
3036=30000 to 36000 Btu/hr
(8.8 to 10.5 kW)
3642=36000 to 42000 Btu/hr
(10.5 to 12.3 kW)
4860=48000 to 60000 Btu/hr
(14.0 to 17.5 kW)
- ③ **Module Type**
C=Coil Module
- ④ **Configuration**
L=Left-hand connection
- ⑤ **Revision**
1, 2, 3, etc.
- ⑥ **Power Supply, Motor Type**
X=Cabinet Only/No Heating Coil
H=Hot Water Coil
- ⑦ **Paint Color**
1 = White
(blank) = None

* A cross-reference chart listing current and past model numbers is available at the end of this bulletin.

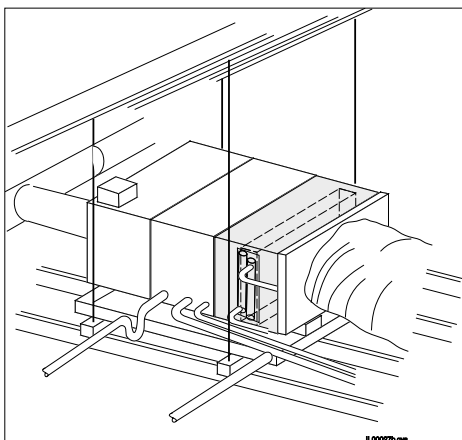
Packing List

Carton contains:

- (1) – Cabinet
- (1) – Hook Flange
- (2) – Latch keepers
- (2) – Latches
- (1) – Hot water heating coil (*Optional*)
- (4) – Screws
- (1) – Gasketing
- (1) – Bulletin 20.020.4
- (1) – Bulletin 30-30

Applications

Unico System designed and built heating units can be easily installed with the matching blower and cooling modules. For matchups, see table below. The heating



Typical Horizontal Installation with Unico System Blower Module and Cooling Module




Figure 1. Typical Heating Module

module can be matched to a blower module for a heating only system or it can be matched with both a blower and a cooling module for a system that heats and cools. The slide-in hot water/glycol heating coil is supplied separately. If potable water is used, refer to TechNote 112 for disinfection procedures.

Note: Add -H to the corresponding Heating Module Cabinet model number to include the coil. For example M2430CL1-X (cabinet only) becomes M2430CL1-H (coil included).

Heating Module Cabinet	Matching Unit Blower Module
M2430CL1-X	M2430BL1
M3036CL1-X	M3036BL1
M3642CL1-X*	M3642BL1
M4860CL1-X*	M4860BL1

Table 1. Compatible Modules. Refer to the model number cross-reference chart at the end of this bulletin for more information.

Certified to UL Standard 1995
Conforms to CAN/CSA Standard C22.2 NO. 236



Unico products comply with the European regulations that guarantee product safety.

Cabinet Construction

The cabinet is constructed of 22 gauge (0.030 in, 0.76 mm) galvanized steel with removable access panels on both sides for ease of service. All access panels are secured with slotted hex head washer screws and hardened steel U-clip nuts to prevent stripping. The cabinet is fully lined with closed cell insulation and does not contain fiberglass insulation. Easy snap latches are included for quick field assembly with the matching modules. See dimensional drawing for additional information

Coil Construction

Unico designed and fabricated hot water coils are constructed of evenly spaced corrugated aluminum fins mechanically bonded to copper tubes. The tubes are 1/2-in. diameter on staggered centers. Full-collar fins provide greater tube-fin contact for excellent heat transfer. Each coil is pressure tested at the factory. Bleed and drain valves are provided on the headers outside the cabinet. Matching coils are available separately, or with the cabinet.

Heating Module Specifications

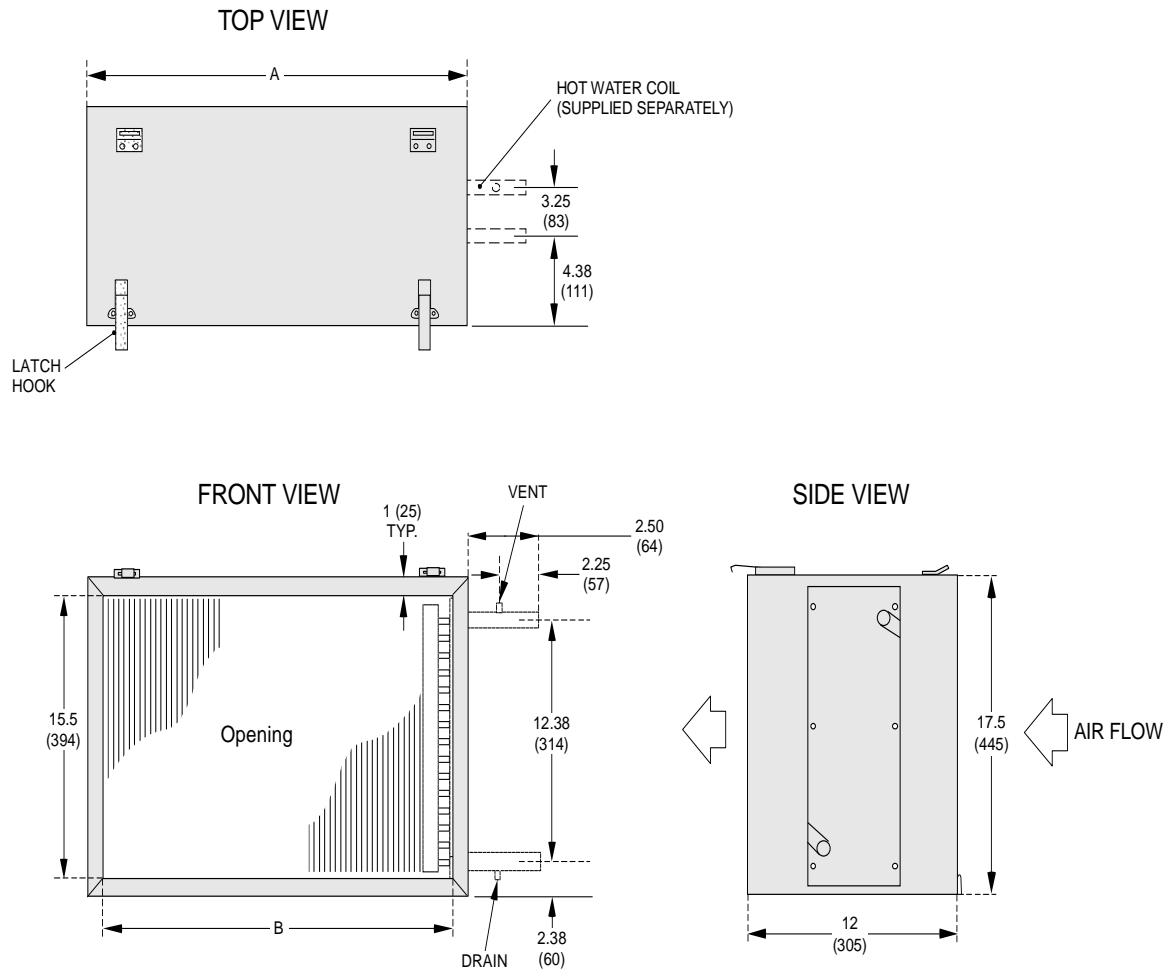
Heating Coil Properties	Heating Module Cabinet Model No.	M2430CL1-X	M3036CL1-X	M3642CL1-X M4860CL1-X
	Heating Coil Model No.	HW2430	HW3036	HW3642* HW4860*
	Net Face Area [ft ² , (m ²)]	2.08 (0.19)	2.60 (0.24)	3.43 (0.32)
	Tube Diameter [in., (mm)]	1/2 (12.7)	1/2 (12.7)	1/2 (12.7)
	Number of Rows	4	4	4
	Fin Density [fins/in., (fins/m)]	12 (472)	12 (472)	12 (472)
	Water Connection Size, ODF Sweat [in., (mm)]	7/8 (22.2)	7/8 (22.2)	7/8 (22.2)
	Design Pressure [psig, (kPa)]	150 (1034)	150 (1034)	150 (1034)
	Coil Water Volume [gal., (L)]	0.9 (3.4)	1.1 (4.2)	1.37 (5.2)
Coil Dimensions [in, (mm)]	A	20.0 (508)	25.0 (635)	33.0 (839)
Cabinet Dimensions [in., (mm)]	A	25 (635)	30 (762)	38 (965)
	B	23 (584)	28 (711)	36 (914)
Shipping Weight	Cabinet Only [lbs, (kg)]	20 (9.1)	25 (11.3)	28 (12.7)
	Coil Only [lbs, (kg)]	33 (15.0)	45 (20.4)	48 (21.8)

* HW3642 and HW4860 are identical parts and interchangeable. They replace model number HW3660.

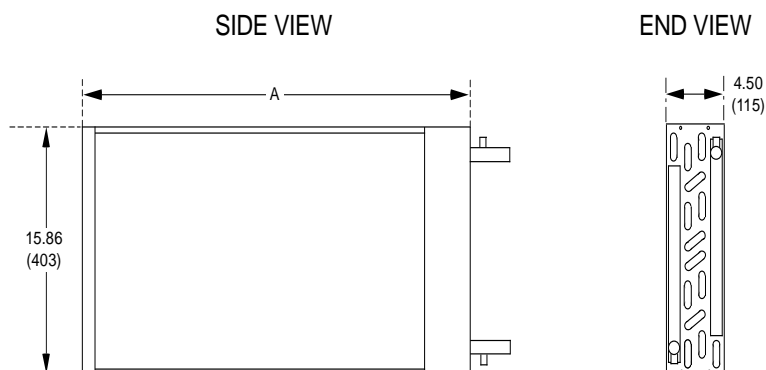
Cabinet Dimensions

Heating Module Cabinet Dimensions

IL00026c.cvx



Heating Coil Dimensions



ALL DIMENSIONS IN INCHES (mm)