



Features

- Modular design allows it to be moved around corners and through doorways with ease.
- Durable high gloss finish.
- Realistic tile wall surround features molded in shelves for generous storage.
- Wall surround includes backer boards for future grab bar installation.
- 15" (381 mm) bath depth (floor to top of threshold).
- 60" (1524 mm) x 30" (762 mm) x 72" (1829 mm) complete unit finished dimensions.

Material

- Compression molded from our exclusive Vikrell® material.

Installation

- Four-piece modular design with pivot "snap together" installation.
- Caulk-less seam installation.

Components

Product includes:

- 71144106 60"x 30" Tile Wall Set with Backer Board
- 71141126 60" x 30" Bath with Backer Board



Codes/Standards



- CSA B45.5/IAPMO Z124
- ASTM E162
- ASTM E662
- Greenguard UL 2818 - Gold
- HUD, UM Bulletin 73

Warranty – Bathing Fixtures (and) Kitchen and Utility Sinks Made of Solid Vikrell® Material

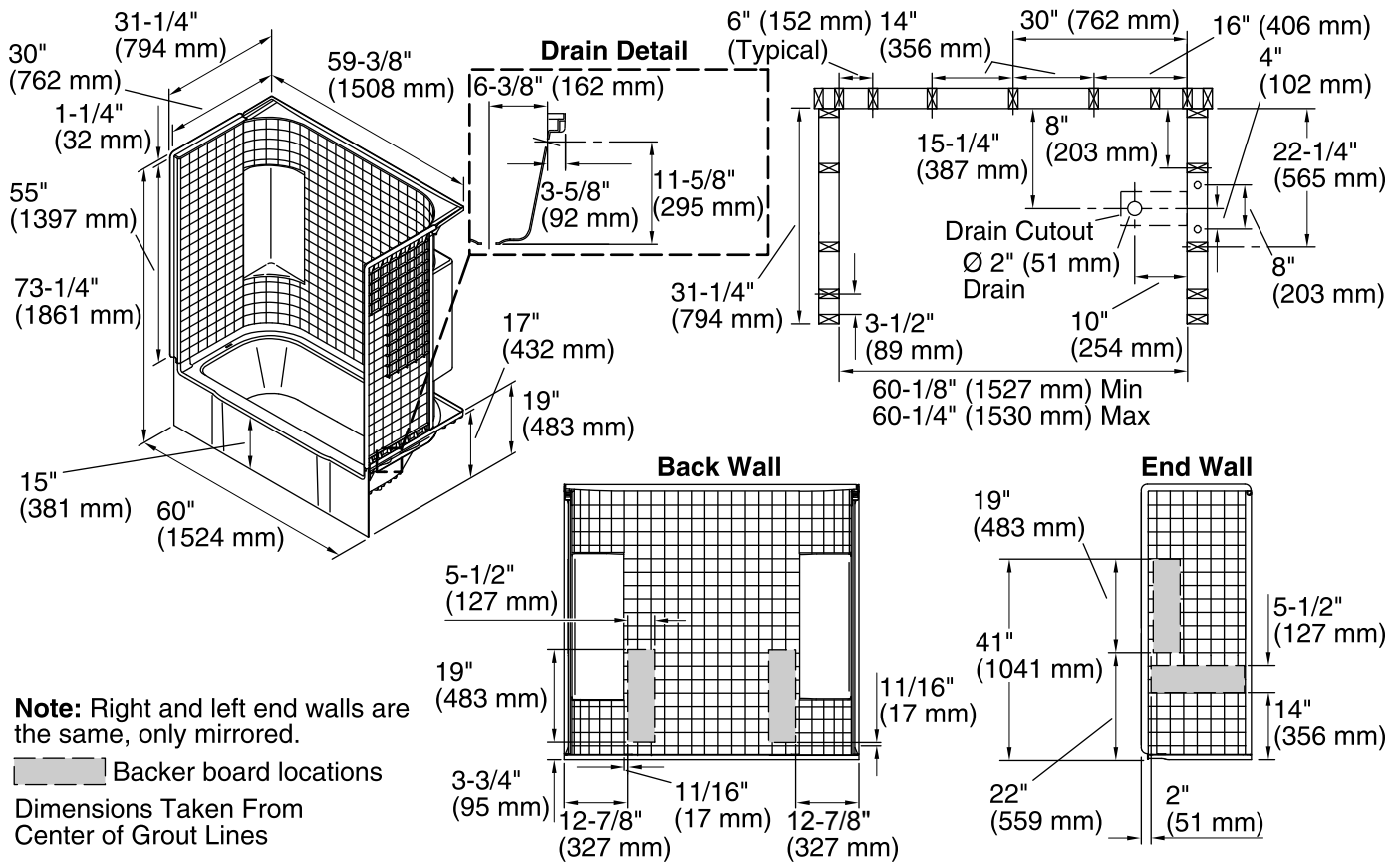
See website for detailed warranty information.

Available Color/Finishes

Color tiles intended for reference only.

Color	Code	Description
	0	White
	96	KOHLER Biscuit

60" x 30" Tile Bath/Shower with Backer Boards 71140126



Technical Information

All product dimensions are nominal.

Installation: 3-Wall Alcove

Drain location: Right

Basin area, bottom: 46-1/4" x 20-1/2" (1175 mm x 521 mm)

Basin area, top: 52-1/4" x 22-1/2" (1327 mm x 572 mm)

Water depth: 11" (279 mm)

Water capacity: 34 gal (128.7 L)

Minimum flat for door: 2-3/4" (70 mm)

Maximum door height: 56-1/2" (1435 mm)

Maximum door width: 56-3/4" (1441 mm)

Notes

Install this product according to the installation instructions.

Product is designed to be used with a single-hole mixer valve with an escutcheon cover not to exceed 7-3/4" (197 mm) in width.

Studs should be positioned roughly as shown.

Double studding is recommended for pivot shower door installations.

Bath cannot be installed without the wall surround.

Attach grab bars at the specified backer board locations only.

Width of back wall at the top transitions from 60" (1524 mm) at the front to 59-3/8" (1508 mm) in the back corners. Furring strips approximately 1/4" (6 mm) thick should be used at the back corner studs if drywall is to be installed over the nailing flange.