



Medley®

Rite-Temp® bath and shower faucet trim set, 1.75 gpm TS27377-4G

Features

- A single handle controls both on/off activation and temperature setting
- Antiscald protection
- Single-function 1.75 gpm (6.6 lpm) showerhead with Katalyst® air-induction technology
- MasterClean™ sprayface features an easy-to-clean surface that withstands mineral buildup and maximizes spray performance
- 5-1/16" (129 mm) diverter bath spout with slip-fit connection
- Includes faceplate with ADA-compliant metal level handle
- Coordinates with other products in the Medley collection
- Pressure-balancing diaphragm technology maintains outlet temperature within +/-3°F during water pressure fluctuations

Material

- Premium metal construction for durability and reliability
- KOHLER® finishes resist corrosion and tarnishing

Installation

- Wall-mount
- Trim only; requires valve to complete installation (sold separately)

Required Products/Accessories

K-8304 Series Rite-Temp® Valve & Cartridge Kits

Recommended Products/Accessories

K-23723 Faucet cleaner

Optional Products/Accessories

K-10350 Deep rough-in kit

K-10351 Test cap for K-8300 Series valve bodies



Codes/Standards

ASME A112.18.1/CSA B125.1

DOE - Energy Policy Act 1992

EPA WaterSense®

California Energy Commission (CEC)




IAPMO Certification

STERLING® Faucet Lifetime Limited Warranty

See website for detailed warranty information.

Available Colors/Finishes

Color tiles intended for reference only.

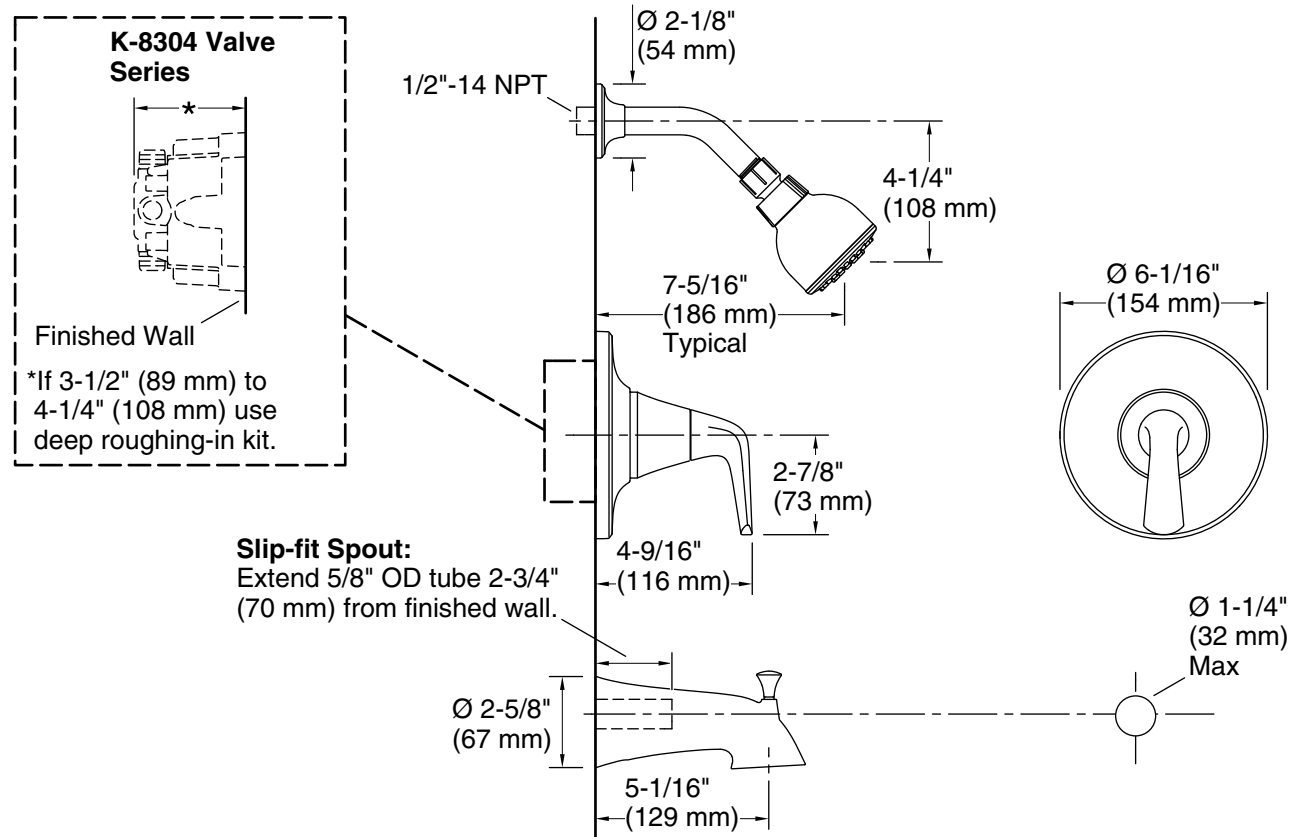
Color	Code	Description
	CP	Polished Chrome
	BN	Vibrant® Brushed Nickel
	BL	Matte Black

1-800-STERLING (1-800-783-7546)

Kohler Co. reserves the right to make revisions without notice to product specifications.

For the most current Specification Sheet, go to www.sterlingplumbing.com.

4-28-2024 19:39 - US



Technical Information

All product dimensions are nominal.

Faucet:

Flow rate: 1.75 gal/min (6.6 l/min)

Drain included: No

Showerhead/Body Spray:

Rated maximum flow: 1.75 gal/min (6.6 l/min)

Pressure: 45 psi (3.1 bar)

Notes

Install this product according to the installation instructions.