

## For Water Heater and Hot Water Storage Tank Applications

Job Name \_\_\_\_\_  
 Job Location \_\_\_\_\_  
 Engineer \_\_\_\_\_  
 Approval \_\_\_\_\_

Contractor \_\_\_\_\_  
 Approval \_\_\_\_\_  
 Contractor's P.O. No. \_\_\_\_\_  
 Representative \_\_\_\_\_

# LEAD FREE\*

## Series LF100XL Temperature and Pressure Relief Valves

ASME Rated, CSA Listed. Self-closing T&P Relief Valves for Water Heaters up to 105,000 BTU/Hr.

The combined 2 in 1 T&P relief valve provides the least expensive and proven means for protection against both excessive temperature and pressure emergency conditions.

Provides fully automatic temperature and pressure relief protection for hot water storage tanks and heaters up to 105,000 BTU/HR. Series LF100XL furnished with test lever and extension thermostat for installation in the hot water outlet line or directly in the tank tapping. Temperature sensing element must be immersed in the water within the top 6" (152mm) of the tank. Male inlet and female outlet. Temperature relief 210°F (99°C). Standard settings 75, 100, 125, 150psi (5.3, 7.0, 8.8, 10.6 bar).

### Features

- Series LF100XL Size ¾" (20mm)
- ASME Rated, CSA Listed
- Features a unique thermostat with special thermo-bonded coating
- Lead Free\* copper alloy body
- Stainless steel spring
- Thermostat is accurate and proven. Exclusively designed and manufactured by Watts

### NOTICE

Maximum system operating pressure must not exceed 75% of valve set pressure.

### ⚠ WARNING

**Following installation, the valve lever MUST be operated AT LEAST ONCE A YEAR to ensure that the water-ways are clear.** Certain naturally occurring mineral deposits may adhere to the valve, rendering it inoperative. When manually operating the lever, water will discharge and precautions must be taken to avoid contact with hot water and to avoid water damage. **BEFORE operating lever**, check to see that a discharge line is connected to this valve directing the flow of hot water from the valve to a proper place of disposal otherwise personal injury may result. If no water flows, valve is inoperative. **TURN OFF THE WATER HEATER AND CALL A PLUMBER IMMEDIATELY.**



LF100XL

### Specifications

#### T&P valves

Each water heater and hot water storage tank shall be equipped with a CSA and ASME Rated automatic temperature and pressure relief valve to protect the heater from excessive pressure and temperature. The device shall be ANSI Z21.22 certified. The BTU discharge capacity of the device shall be in excess of the BTU input rating of the heater. The T&P valve shall be a Watts Series LF100XL.

### ⚠ WARNING

**This device is designed for emergency safety relief and shall not be used as an operating control.**

### NOTICE

**This information is not intended to replace the full product installation and safety information available or the experience of a trained product installer. You are required to thoroughly read all installation instructions and product safety information before beginning the installation of this product.**

\*The wetted surface of this product contacted by consumable water contains less than 0.25% of lead by weight.

Watts product specifications in U.S. customary units and metric are approximate and are provided for reference only. For precise measurements, please contact Watts Technical Service. Watts reserves the right to change or modify product design, construction, specifications, or materials without prior notice and without incurring any obligation to make such changes and modifications on Watts products previously or subsequently sold.

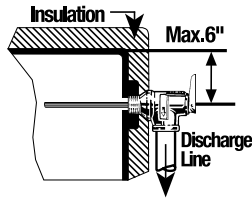
**WATTS®**

# Series LF100XL

## Direct Side Tapping

### For External Flue Heaters

Use extra length extension thermostat to extend into water storage tank.



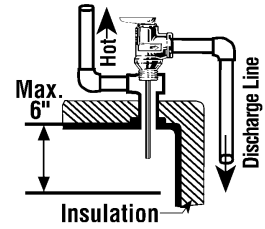
### For Internal Flue Heaters

Use short or standard length thermostat. Vertical discharge line must be installed with its direction downward.

## Alternate

Only when the tapplings are not provided

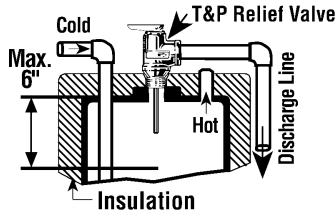
Use standard or extra length extension thermostat.



## Direct Top Tapping

### For Heaters

Use standard or extra length extension thermostat.



## Dimensions/Weights

MODEL	Ordering Code*	SIZE (DN)		DIMENSIONS						WEIGHT		CSA		
		in.	mm	A in.	A mm	B in.	B mm	D in.	D mm	T in.	T mm	oz.	gm	Temp. Steam Rating BTU/hr.
LF100XL 150/210	0556000	3/4	20	1 5/32	40	3 1/64	81	1 3/16	30	4	100	8	227	105,000
LF100XL8 150/210	0556001	3/4	20	1 5/32	40	3 1/64	81	1 3/16	30	8	203	8	227	105,000

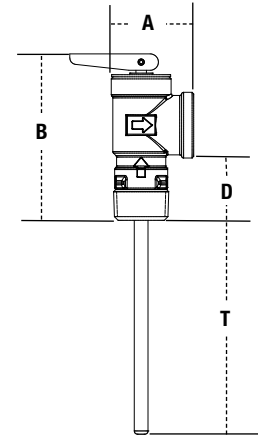
A = overall width of the valve.

B = overall height of the valve, with lever closed, not including thermostat element length.

D = length of shank, from shoulder under outlet orifice overhang to inlet orifice edge.

T = length of thermostat element, measured from inlet orifice edge to end of thermostat.

\* 150psi set pressure



## WARNING

**REINSPECTION OF VALVES:** Relief valves should be inspected **AT LEAST ONCE EVERY THREE YEARS**, and replaced, if necessary, by a licensed plumbing contractor or qualified service technician to ensure the product has not been affected by corrosive water conditions and to ensure that the valve and discharge line have not been altered or tampered with illegally. The valve and its components must be physically removed and inspected to ensure naturally occurring mineral deposits have not adhered to the valve, rendering it inoperative. **FAILURE TO REINSPECT THE VALVE AS DIRECTED COULD RESULT IN UNSAFE CONDITIONS WHICH CAN RESULT IN SERIOUS INJURY, DEATH, AND/OR PROPERTY DAMAGE.**

**IMPORTANT:** A relief valve functions in an emergency by discharging water. It is essential that a discharge line be piped from the valve in order to carry the overflow to a safe place of disposal. The discharge line must be of the same size as the valve discharge connection throughout its entire length and pitch downward from the valve terminating at least 6" (152mm) above a drain where any discharge will be clearly visible. For a proper discharge line consult your Watts Representative.



A Watts Water Technologies Company

USA: Tel: (978) 689-6066 • Fax: (978) 975-8350 • Watts.com

Canada: Tel: (905) 332-4090 • Fax: (905) 332-7068 • Watts.com

Latin America: Tel: (52) 81-1001-8600 • Fax: (52) 81-8000-7091 • Watts.com