



**Artifacts®**  
66-1/8" freestanding bath w/Iron Black exterior  
**K-21000-P5**

### Features

- Freestanding design creates a striking focal point in your bathing area.
- Integral lumbar support on both ends.
- Safeguard® slip-resistant surface on bath floor provides additional traction underfoot.
- Coordinates with Artifacts faucets and accessories.

### Material

- KOHLER® enameled cast iron.
- Painted exterior in Iron Black.

### Installation

- Freestanding.

### Required Products/Accessories

K-204 ball-and-claw feet

K-7159 1-1/2" pop-up bath drain for freestanding baths

or

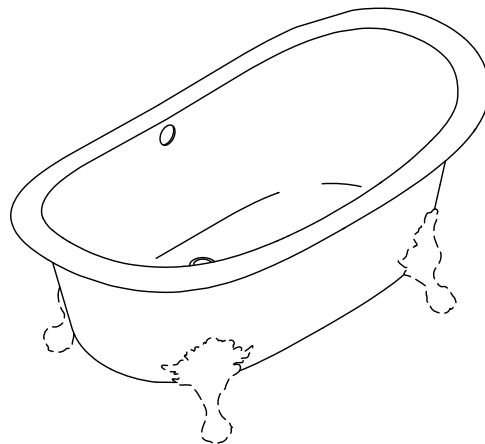
K-20027 bath base for freestanding bath

K-7159 1-1/2" pop-up bath drain for freestanding baths

### Recommended Products/Accessories

K-23726 Drain treatment

K-23725 Cast iron cleaner



### Codes/Standards




ASME A112.19.1/CSA B45.2

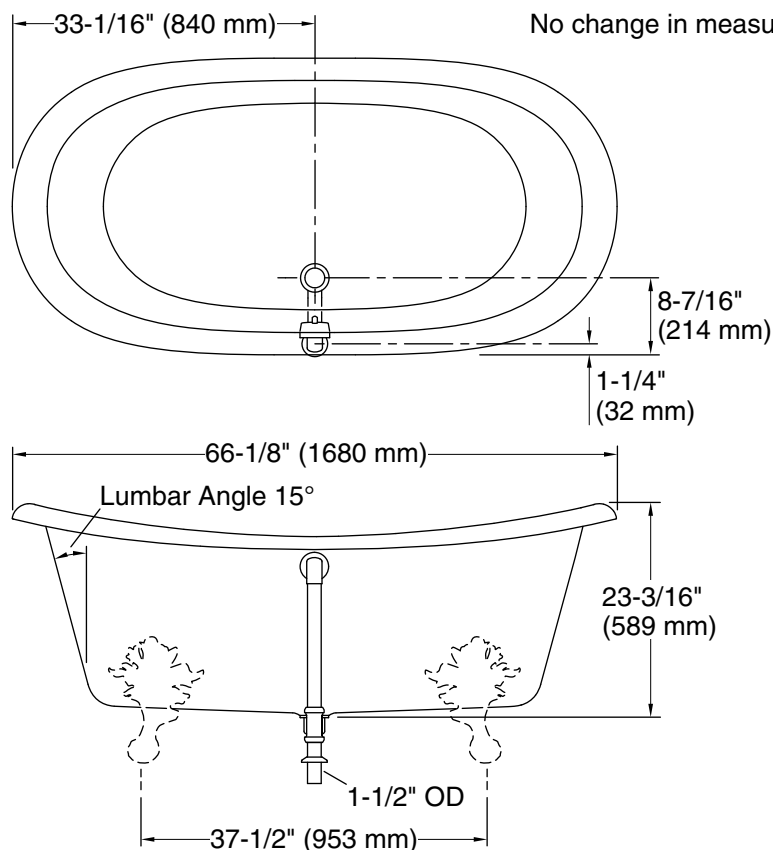
### KOHLER® Enameled Cast Iron Bath and Shower Base Lifetime Limited Warranty

See website for detailed warranty information.

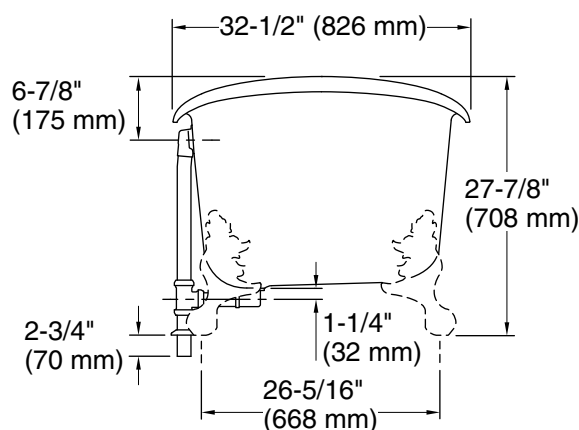
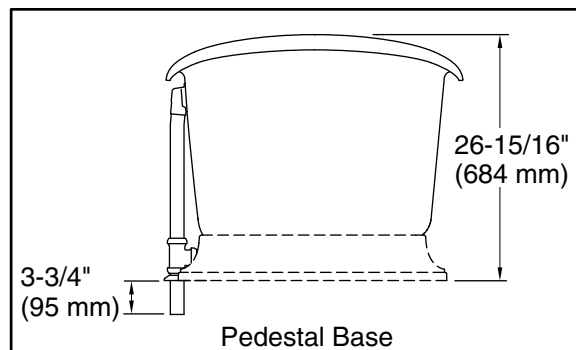
### Available Colors/Finishes

*Color tiles intended for reference only.*

Color	Code	Description
	0	White
	96	Biscuit
	7	Black Black™



No change in measurements if connected with drain illustrated. (K-7159)



## Technical Information

All product dimensions are nominal.

Installation:	Freestanding
Drain location:	Center rear
Basin area, bottom:	48-15/16" x 24-3/4" (1243 mm x 629 mm)
Basin area, top:	58-11/16" x 27-13/16" (1491 mm x 706 mm)
Weight:	396.2 lbs (179.7 kg)
Minimum floor load:	90 lbs/ft² (439.4 kg/m²)
Water depth:	14-3/8" (366 mm)
Water capacity:	90 gal (340.7 L)
Template:	1344921-7, not required, included

## Notes

Measure your actual product for rough-in details.

Install this product according to the installation instructions.

The hot water supply should be 70% of the capacity of the bath or greater. Installations will vary.