

FEATURES

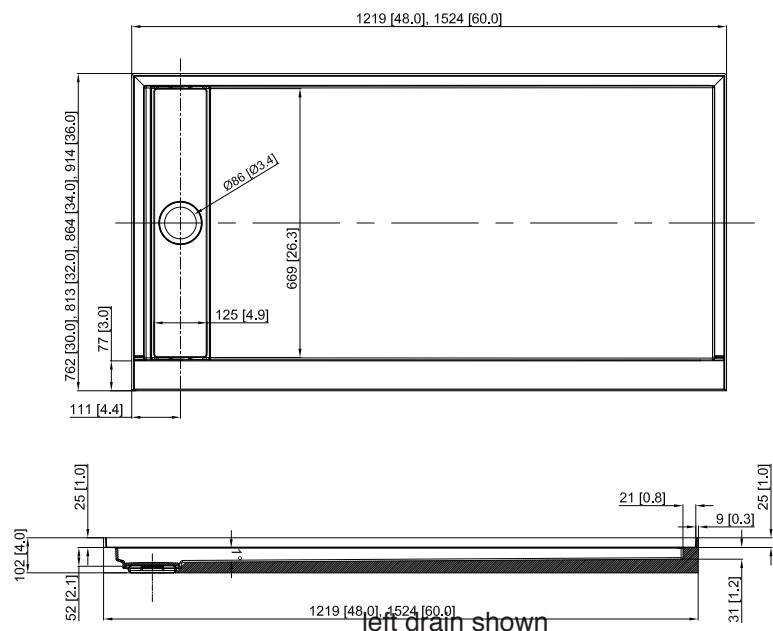

- Single threshold for alcove installation.
- Transtone® is made from a composite material composed of resin, fiberglass, filler. Compression molded for precise radius and angle. It is strong, lightweight, slip resistant and scratch resistant.
- Installation for new and existing construction
- Easy installation.
- Features a concealed drain with removable cover that brings both a design element and comfort to your shower experience. Lift-off cover allows for easy cleaning. ABS drain.
- 5 Year Limited Residential Warranty / 3 Year Commercial Warranty

COLOR


- White

Specified Model

		Drain Location		Length	Width	HT.
	SIZE	Left	Right.			
<input type="checkbox"/>	48" x 32" x 4"	FL-4832L	FL-4832-R	48"	32"	4"
<input type="checkbox"/>	48" x 36" x 4"	FL-4836L	FL-4836-R	48"	36"	4"
<input type="checkbox"/>	60" x 30" x 4"	FL-6030L	FL-6030-R	60"	30"	4"
<input type="checkbox"/>	60" x 32" x 4"	FL-6032L	FL-6032-R	60"	32"	4"
<input type="checkbox"/>	60" x 34" x 4"	FL-6034L	FL-6034-R	60"	34"	4"
<input type="checkbox"/>	60" x 36" x 4"	FL-6036L	FL-6036-R	60"	36"	4"



Compliance Certifications - Meets or Exceeds the Following Specifications

- IGC 154-2012
- ASME A112.18.1 / CSA B125.125.1-11
- IAPMO 
- cUPC®