

Features

- Single handle controls both on/off activation and temperature settings.
- ADA-compliant ergonomic handle.
- Coordinates with other products in the Avid collection.

Material

- Premium material construction with metal handle ensures reliability and durability.
- KOHLER finishes resist corrosion and tarnishing.

Installation

- Wall-mount.

Required Products/Accessories

- K-2971-KS 3/4" Pressure-balancing Valve
- or
- K-304-CS Pressure-balancing Valve With Stops
- or
- K-304-CX Pressure-balancing Valve Less Stops
- or
- K-304-K Pressure-balancing Valve Less Stops
- or
- K-304-KS Pressure-balancing Valve With Stops
- or
- K-304-PS Pressure-balancing Valve With Stops
- or
- K-304-PX Pressure-balancing Valve Less Steps
- or
- K-304-US Pressure-balancing Valve With Stops
- or
- K-304-UX Pressure-balancing Valve Less Stops
- or
- K-8304-K Valve Body & Cartridge Kit Complete
- or
- K-8304-KS Valve Body & Cartridge Kit Complete
- or
- K-8304-PS Valve Body & Cartridge Kit Complete
- or
- K-8304-PX Valve Body & Cartridge Kit Complete
- or
- K-8304-US Valve Body & Cartridge Kit Complete
- or
- K-8304-UX Valve Body & Cartridge Kit Complete
- or
- K-8300-K Valve Body Rough-In
- K-8305 Pressure Balance Cartridge
- or
- K-8300-KS Valve Body Rough-In
- K-8305 Pressure Balance Cartridge
- or
- K-8300-PX Valve Body Rough-In



ADA **CSA B651** **OBC**

Codes/Standards




ASME A112.18.1/CSA B125.1
DOE - Energy Policy Act 1992
ADA
ICC/ANSI A117.1
CSA B651
OBC

KOHLER® Faucet Lifetime Limited Warranty

See website for detailed warranty information.

Available Colors/Finishes

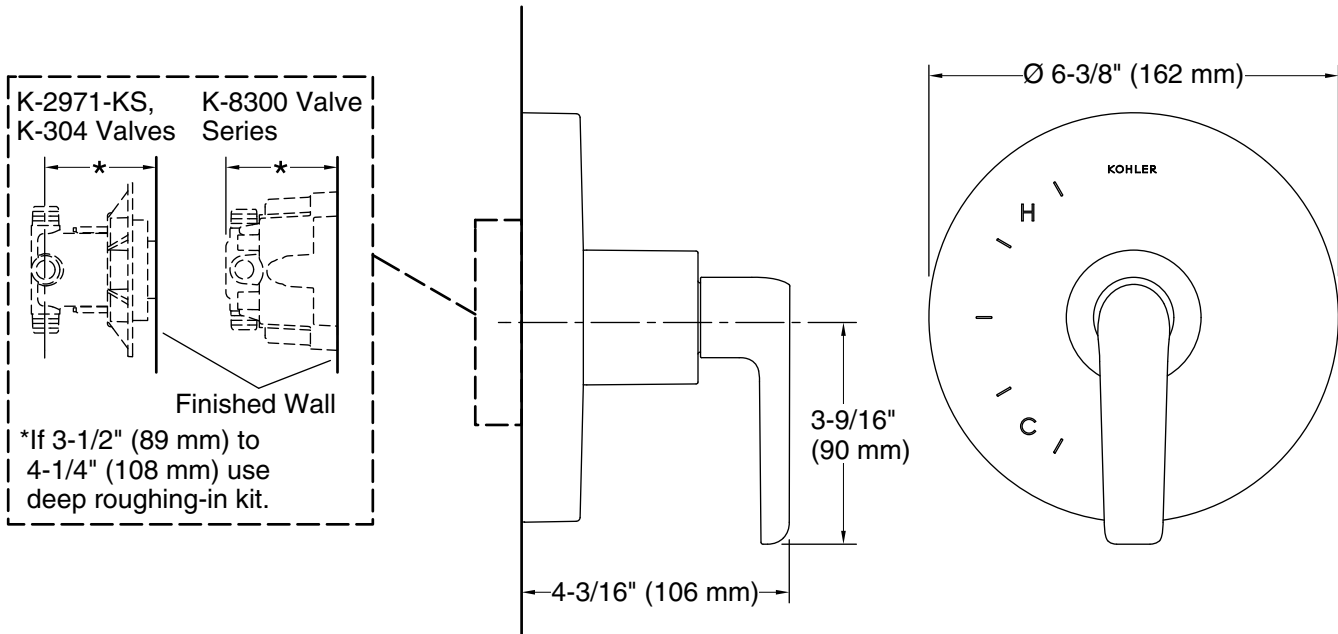
Color tiles intended for reference only.

Color	Code	Description
	CP	Polished Chrome
	BN	Vibrant® Brushed Nickel
	BL	Matte Black

1-800-4KOHLER (1-800-456-4537)

Kohler Co. reserves the right to make revisions without notice to product specifications.
For the most current Specification Sheet, go to www.kohler.com.

THE BOLD LOOK
OF **KOHLER®**



Technical Information

All product dimensions are nominal.

Drain included: No

Handshower:

Rated maximum flow: 2.5 gal/min (9.5 l/min)

Pressure: 80 psi (5.5 bar)

Showerhead/Body Spray:

Rated maximum flow: 2.5 gal/min (9.5 l/min)

Pressure: 80 psi (5.5 bar)

Notes

Install this product according to the installation instructions.

NOTICE: Risk of product damage. Long screws, for installing trim, can damage the K-2971-KS valve. Consult the trim installation guide to verify if the thin wall installation kit is needed.

ADA, OBC, CSA B651 compliant when installed to the specific requirements of these regulations.