

Features

- Unique shape and freestanding design offer contemporary style.
- 18" soaking depth.
- Sloped lumbar support offers extra comfort while bathing.
- Integral slotted overflow allows for deep soaking.
- Easy to clean and maintain.
- Center toe-tap drain with KOHLER Lithocast cover.
- Center drain.
- Honed White is a matte finish with the natural appeal of smoothly honed stone.
- KOHLER Gloss White is a gleaming, gloss finish inspired by polished stone.

Material

- KOHLER Lithocast cast resin.

Installation

- Freestanding.

Recommended Products/Accessories

K-923 Wall- Or -Ceiling-Mount Bath Filler
K-1491 Bath/Whirlpool Pillow
K-1601 Bath/Whirlpool Footstop
K-23726 Drain treatment
K-23732 Tub & shower cleaner



Codes/Standards

ASME A112.18.2/CSA B125.2
CSA B45.5/IAPMO Z124
ASTM E162
ASTM E662



KOHLER® Plastic Baths and Receptors Lifetime Limited Warranty

See website for detailed warranty information.

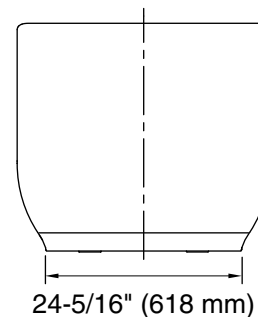
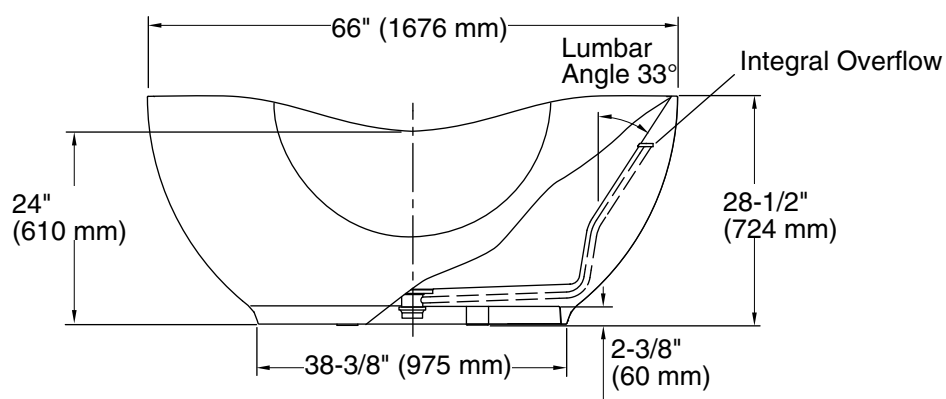
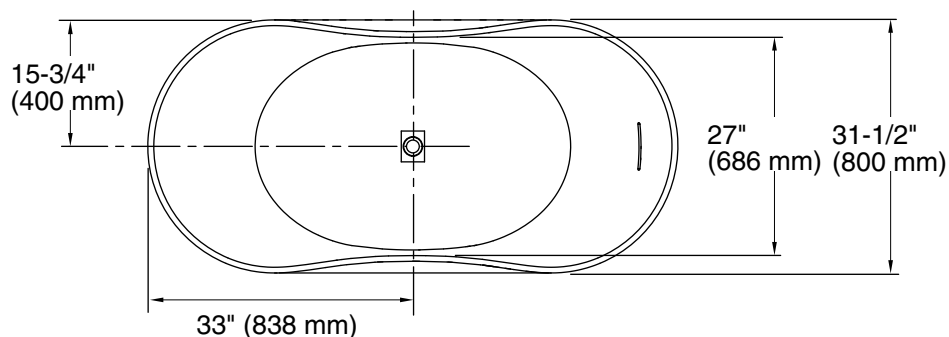
Available Colors/Finishes

Color tiles intended for reference only.

Color	Code	Description
-------	------	-------------

	0	White
	HW1	Honed White

66" freestanding bath w/ center toe-tap drain K-1800



Technical Information

All product dimensions are nominal.

Installation:	Freestanding
Drain location:	Center
Basin area, bottom:	41-1/2" x 26" (1054 mm x 660 mm)
Basin area, top:	64-3/8" x 30" (1635 mm x 762 mm)
Weight:	524 lbs (237.7 kg)
Minimum floor load:	90 lbs/ft ² (439.4 kg/m ²)
Water depth:	18" (457 mm)
Water capacity:	90 gal (340.7 L)

Notes

Measure your actual product for rough-in details. Install this product according to the installation instructions.

The hot water supply should be 70% of the capacity of the bath or greater. Installations will vary.

Allow for 3" (76 mm) diameter of clearance around the drain pipe on finished floor material to prevent drain body interference during installation.