

# Optional Parts for Geberit Duofix Carrier 111.335.00.5

## Product Specifications

Installation accessories for concealed tank and carrier for wall-hung toilet. Accessories shall be for alternate frame installation and connection sets between carrier and toilet fixture.

## Warranty

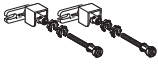
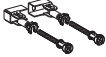

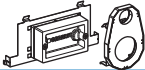
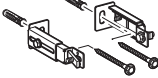


One-year warranty against manufacturers' defect.

## Features

Installation accessories for:

- Pre-wall installation
- Corner installation
- Post-tension concrete floors
- Non-standard stud distances
- Fire protection element to DIN EN 1364-1
- Supports for short height wall-hung bowls
- Connection set for 1" seat height offset
- Sound dampening pad
- Alternate bolt caps
- Finished wall thicknesses to 7.09" (18 cm)

## Mounting Accessories

Description	Model No.
 Frame to wall anchoring for 5.125"-7.875" (13-20 cm) thick unfinished pre-wall	111.815.00.1
 Frame to wall anchoring for 5.125"-7.875" (13-20 cm) thick unfinished pre-wall corner installations	111.835.00.1
 Support brackets for wall-hung toilets with small contact surface (thin profiles)	111.847.00.1
 Fire protection set for Sigma concealed dual-flush tanks; 90 min. fire resistance to DIN EN 1364-1:1999-10	111.863.00.1
 Frame to wall anchoring where foot installations into floor are not allowed for 5.125"-7.875" (13-20 cm) thick unfinished pre-wall	111.867.00.1
 Frame to stud fastening set for extended stud spacing from 19.75"-25.56" (50-65 cm)	111.869.00.1
 Frame to wall anchoring extensions for 7.875"-15.75" (20-40 cm) thick unfinished pre-wall	111.887.00.1

Waste fittings options for:

- Straight back
- Left hand or right hand runs
- Cast iron 90
- Back to back vertical or left hand/right hand runs



### ARCHITECT/ENGINEER APPROVAL

Job Name \_\_\_\_\_

Date \_\_\_\_\_ Quantity \_\_\_\_\_

Model Specified \_\_\_\_\_

Variations Specified \_\_\_\_\_

Customer/Wholesaler \_\_\_\_\_

Contractor \_\_\_\_\_

Architect \_\_\_\_\_