



Precision Plumbing Products

"Specify with Confidence - Install with Pride"

P1-500 AND P2-500 PRESSURE DROP ACTIVATED SUBMITTAL TRAP PRIMER

www.pppinc.net

The P1-500 and P2-500 all brass automatic pressure drop activated trap primer valve will prime up to 2 to 4 floors drains with our patented distribution DU-U unit.

This valve is adjustable to the static line pressure with automatic activation.

System operating range is 20 psi minimum to 80 psi (138 to 552 kpa) maximum.

The valve requires a 10 psi (70 kpa) pressure drop across the valve to activate and will deliver a metered amount of water to the floor drain. The trap Primer is to be connected to a cold water supply only.

Constructed of 360 brass, EPDM E70 O-rings, Dow #7 Silicone, #60 stainless steel mesh screen, stainless steel adjustment screw.

Model P1-500 will prime 1-4 floor drains using our patented DU-U Distribution unit.

Model P2-500 will prime 1-2 floor drains using our patented DU-U Distribution unit.

Model P-1

Model P-2



PROJECT SUBMITTAL

Project: _____

Contractor: _____

Engineer: _____

Date Submitted: _____

Prepared By: _____

**FLOOR DRAIN TRAP PRIMER VALVE
MODELS: P1-500 & P2-500**

INSTALLATION REQUIREMENTS

This valve is designed to be installed on 1/2" to 1 1/2" cold water line, feeding a flush valve or other open and closing valve supply line that is frequently used.

Trap Primer valve makeup line to floor drain is recommended to be a minimum of 12" off the finished floor before a 90° elbow can be installed.

The furthest recommended distance of makeup line is 20' to the floor drain.

Trap primer makeup up line must have continuous slope to the floor drain (consult local code requirements).


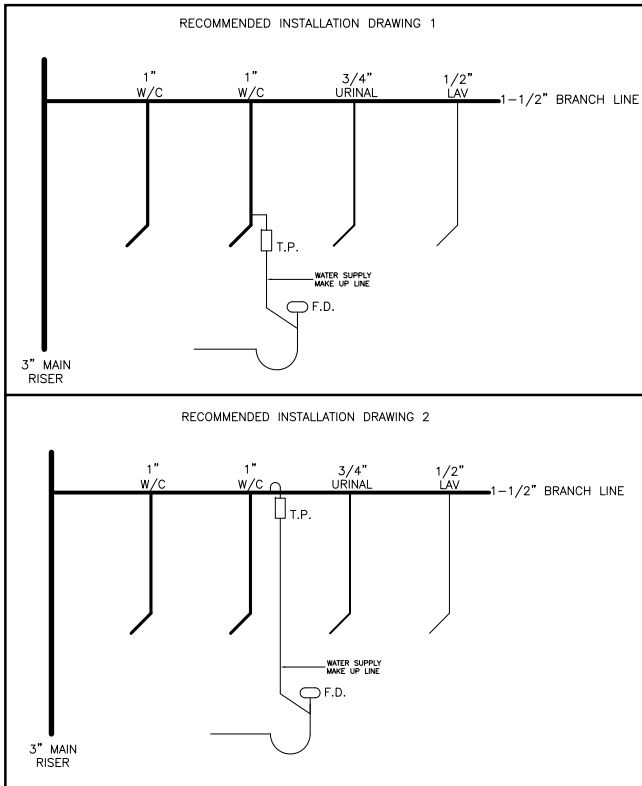
Install with a shut off valve for servicing on the inlet side and a union connection on the outlet side.

The valve must be installed level.


If using the distribution unit the clear plastic cover must be used.

Do not subject the valve to rough in pressure test.

FLOOR DRAIN TRAP PRIMER DISTRIBUTION CHART		
Primer Model	# of Drains	Distribution Units
P2-500	1	N/A
P2-500	2	DU-4/DU-U
P1-500	3	DU-4/DU-U
P1-500	4	DU-4/DU-U



Multiple Drain Installation



Precision Plumbing Products

Division of JL Industries, Inc.

802 SE 199th Ave
Portland, Oregon 97233

T (503) 256-4010

F (503) 253-8165

www.pppinc.net



JL Industries, Inc.

