

### Features

- 12" (305 mm) escutcheon plate covers two-handle valve assembly holes.
- Single lever handle allows for both on/off activation and temperature setting
- Advanced spray engine provides three alternate experiences: wide coverage, intense drenching, and targeted spray
- Wide coverage spray produces an encompassing spray for everyday use
- Intense drenching spray delivers a forceful spray ideal for rinsing shampoo from hair
- Targeted spray is a focused stream for targeting sore muscles or use as a utility spray
- Simple thumb tab smoothly transitions between sprays
- MasterClean™ sprayface features an easy-to-clean surface that withstands mineral buildup
- 1.75 gpm (6.6 lpm) maximum flow rate at 80 psi (5.5 bar)
- 5" (127 mm) spout with slip-fit connection and diverter knob
- Requires Rite-Temp® pressure-balancing valve (sold separately)

### Material

- Premium material construction for lasting durability
- KOHLER® finishes resist corrosion and tarnishing

### Installation

- Wall-mount
- 1/2" - 14 NPT connection

### Required Products/Accessories

K-8304 Series Rite-Temp® Valve & Cartridge Kits  
or  
K-8300 Series Rite-Temp® Valve Body Rough-ins  
K-8305 Series Rite-Temp® Cartridges

### Optional Products/Accessories

K-10351 Test cap for K-8300 Series valve bodies  
1307346 Retro mixer cap for K-304 Rite-Temp valve  
1362395 Retro mixer cap for K-2971 HiFlow Rite-Temp valve



### Codes/Standards




ASME A112.18.1/CSA B125.1  
DOE - Energy Policy Act 1992  
EPA WaterSense®  
California Energy Commission (CEC)

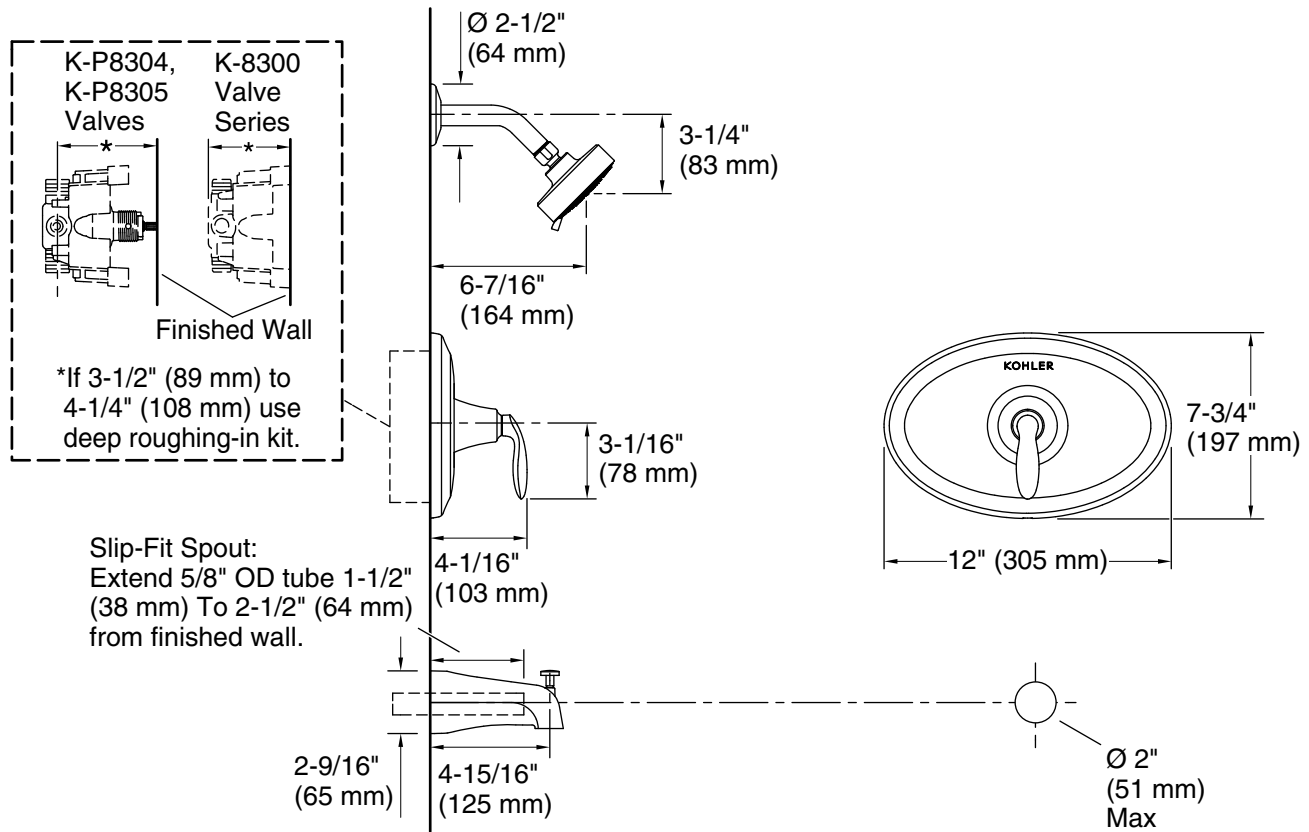
### KOHLER® Faucet Lifetime Limited Warranty

See website for detailed warranty information.

### Available Colors/Finishes

*Color tiles intended for reference only.*

Color	Code	Description
	CP	Polished Chrome
	BN	Vibrant® Brushed Nickel
	BL	Matte Black



## Technical Information

All product dimensions are nominal.

Drain included: No

## Showerhead/Body Spray:

Rated maximum flow: 1.75 gal/min (6.6 l/min)

Pressure: 45 psi (3.1 bar)

## Notes

Install this product according to the installation instructions.