



GUARD+®

36" Shower Base

72301100



Features

- Full-length water containment guard and weep channels redirect water into the base, providing four-sided water containment
- Low, three-inch threshold provides easy entry and exit from the shower
- Suitable for a wide variety of wall types and shower doors
- Compatible with STORE+ shower walls
- Made of solid Vikrell® material for strength and durability
- Durable high-gloss finish provides a smooth, shiny surface that is easy to clean

Recommended Products/Accessories

- 1500D-36 Framed Pivot Shower Door
- 1505D-36 Framed Pivot Shower Door
- 1507D-36 Framed Pivot Shower Door
- 1530D-36 Framed Pivot Shower Door
- 1535D-36 Framed Pivot Shower Door
- 6305-34 Frameless Pivot Shower Door
- 6506-33 Framed Pivot Shower Door
- 80001012 12" Grab Bar
- 80001018 18" Grab Bar
- 80001024 24" Grab Bar



Codes/Standards



CSA B45.5/IAPMO Z124
Greenguard UL 2818 - Gold
HUD, UM Bulletin 73

Warranty – Bathing Fixtures (and) Kitchen and Utility Sinks Made of Solid Vikrell® Material

See website for detailed warranty information.

Available Colors/Finishes

Color tiles intended for reference only.

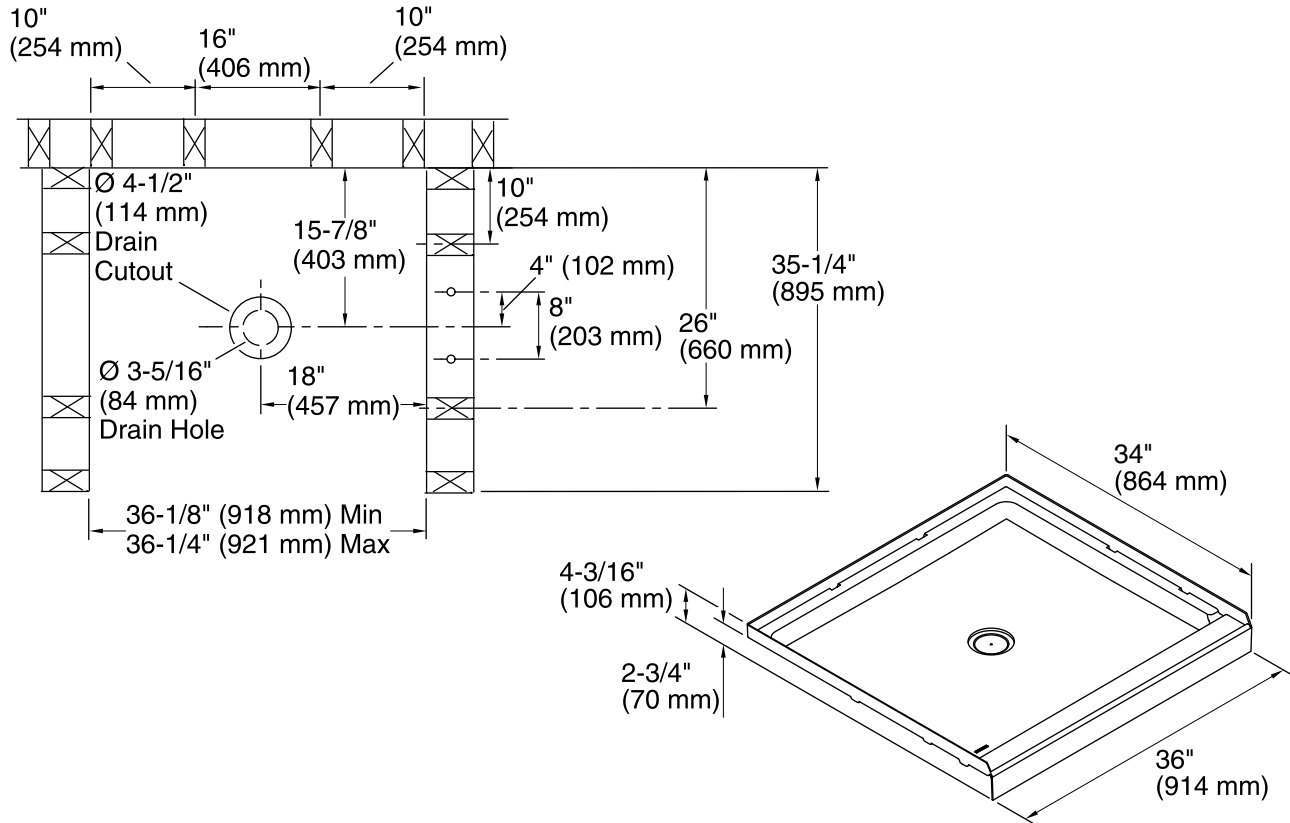
Color	Code	Description
	0	White
	96	KOHLER Biscuit

1-800-STERLING (1-800-783-7546)

Kohler Co. reserves the right to make revisions without notice to product specifications.

For the most current Specification Sheet, go to www.sterlingplumbing.com.

3-24-2019 03:27 - US



Technical Information

All product dimensions are nominal.

Installation: Three-wall alcove

Drain location: Center

Weight: 23 lbs (10.4 kg)

Notes

Install this product according to the installation instructions.

Studs should be positioned roughly as shown.

Double studding is recommended for pivot shower door installations.