

Curb Box - Lids, Rods, & Options



5607L
(Tapped 1") marked
* "G" Gas
* "PS" Sewer Lid
"TW" Tracerwire



5614L
(Tapped 1 1/4") marked
"PS" Sewer Lid
"TW" Tracerwire



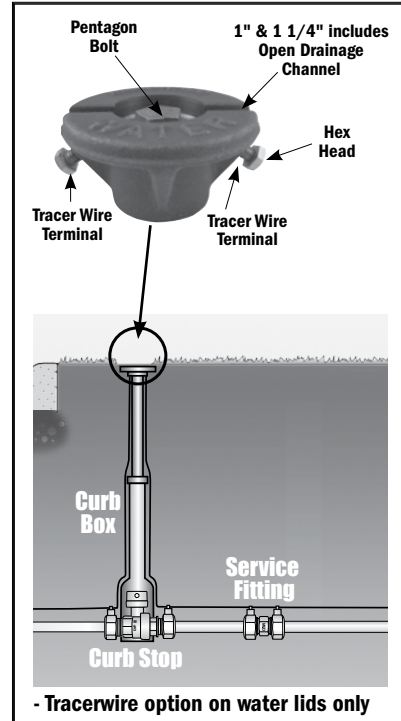
5623L
(Tapped 1 1/2") marked
"TW" Tracerwire



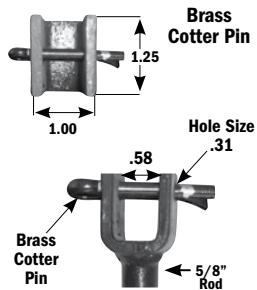
5624L
(Tapped 2") marked
"PS" Sewer Lid
"TW" Tracerwire



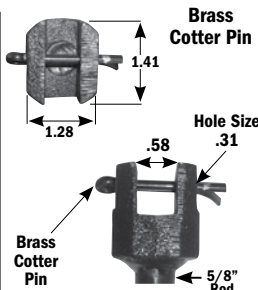
- Add "G", "PS", or "TW" to model number to receive these lids.
- A pentagon plug allows access to curb stop or shut-off rod without removing lid.
- For lids with other markings or variations, contact factory.
- To order a brass pentagon plug separately, add "BP" to the model number.
- * Pentagon plug with rope-style threads



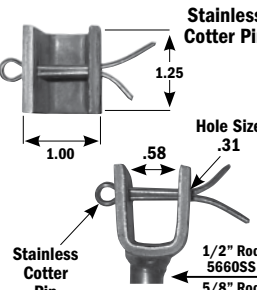
Shut-Off Rods



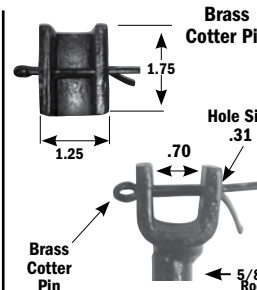
5660



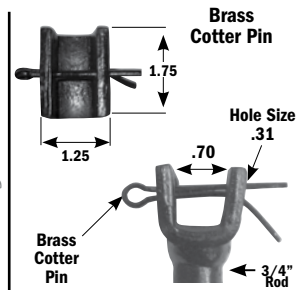
5661



5660SS / 5665SS



5674



5692



5660/5661

- Steel Key Cast Key
- 5/8" rod
 - Small key-clamp welded to rod

For use with:

- Ball style curb stops 5/8", 3/4", 1", 1 1/2", 2" (ball size)
- Inverted plug style curb stops 1/2", 5/8", 3/4", 1"

5660SS / 5665SS

- 1/2" Stainless steel rod (5660SS)
- 5/8" Stainless steel rod (5665SS)
- Small key-clamp welded to rod

For use with:

- Ball style curb stops 5/8", 3/4", 1", 1 1/2", 2" (ball size)
- Inverted plug style curb stops 1/2", 5/8", 3/4", 1"

5674

- 5/8" rod
- Large key-clamp welded to rod

For use with:

- Ball style curb stops 1 1/2", 2" (ball size)
- Inverted plug style curb stops 1 1/4", 1 1/2", 2"

5692

(For use with 2" upper sections only)

- 3/4" rod
- Large key-clamp welded to rod

For use with:

- Ball style curb stops 1 1/2", 2" (ball size)
- Inverted plug style curb stops 1 1/4", 1 1/2", 2" (For use with 2" upper sections only)

Extended box length in feet	2 1/2'	3'	3 1/2'	4'	4 1/2'	5'	5 1/2'	6'	6 1/2'	7'	7 1/2'	8'
Rod length in inches	12"	18"	24"	30"	36"	42"	48"	54"	60"	66"	72"	78"

-Order by rod model number and length of rod in inches. Example: 5660 4'