

Your Peace of Mind is Our Top Priority®

Product information presented here reflects conditions at time of publication. Consult factory regarding discrepancies or inconsistencies.



**PUMP COMPANY**

Zoeller Family of Water Solutions™

MAIL TO: P.O. BOX 16347 • Louisville, KY 40256-0347  
SHIP TO: 3649 Cane Run Road • Louisville, KY 40211-1961  
(502) 778-2731 • 1 (800) 928-PUMP • FAX (502) 774-3624

SECTION: 2.50.010

FM1478

0414

Supersedes

0609

visit our web site:  
[www.zoeller.com](http://www.zoeller.com)


# THE SHARK Series 820 GRINDER PUMP

## UNIQUELY DESIGNED PUMP WITH INTEGRAL CONTROL

(For Pump Prefix Identification see News & Views 0052)

### FEATURES:

- Automatic with Integral Control, Nonautomatic available.
- UL Listed.
- Durable Heavy Duty Finned Cast Iron Construction.
- Legs provide for free standing installation.
- Motor - 2 HP, 60 Hz, 3450 RPM, Oil-filled, Hermetically Sealed with Class B Insulation, Automatic Reset Thermal Overload Protected.
- Upper and Lower Ball Bearings Running in Bath of Oil.
- Hardened Stainless Steel Cutter and Disc.
- Cutters Protected from Abrasive Solids.
- Stainless Steel Lifting Handle, Screws, and Bolts.
- Easily adapts to Rail Systems.
- Mechanical Shaft Seal - Carbon/Ceramic.
- Control panels are not required.
- Simplex Grinder Package Systems (Unassembled and Job Ready/Assembled) available.
- Corrosion resistant powder coated epoxy finish.
- Maximum operating temperature 130°F (54°C).
- 20' Power Cord.



Tested to UL Standard UL778



(Tested to UL778 and CSA22.2 108 Standards)



WD820/WH820  
AUTOMATIC

POWDER  
COATED  
**TOUGH™**

E820/I820  
NONAUTOMATIC



Submersible Wastewater  
Pump Association  
**SWPA**  
MEMBER

Product may not be exactly as pictured.

# GRINDER SYSTEMS

## (A) GRINDER MODEL 820

### STANDARD FEATURES:

- 1 1/4" NPT Vertical discharge
- Carbon/Ceramic Seal
- Thermal Overload protection
- Engineered, glass-filled plastic impeller with Stainless Steel insert
- Stainless Steel Cutter Plate/Cutter
- Stainless Steel Shaft
- Stainless Steel Hardware
- 20' Power Cord

### OPTIONS:

- Extra Length Cords (Consult Factory)

## (A)

### 820 GRINDER 2 HP, 1 1/4" N.P.T. VERTICAL DISCHARGE

P/N	WGT.	MODEL	VOLTS	PH	MODE	AMP
<input type="checkbox"/> 820-0011	89	WD820*	230	1	Auto	13.7
<input type="checkbox"/> 820-0004	88	E820	230	1	Nonauto	13.7
<input type="checkbox"/> 820-0005	89	WH820*	200	1	Auto	15.5
<input type="checkbox"/> 820-0006	88	I820	200	1	Nonauto	15.5

\* WD & WH grinder pumps are completely automatic with starting controls in pump switch case.

Note: 230V pumps are supplied with a 20 amp plug.

## (B) CONTROL PANELS & ALARM SYSTEMS

### STANDARD FEATURES:

- Audible & Visual Alarm
- Alarm Silence Switch
- Test Switch for Alarm and Light
- UL Listed

### Simplex Panels:

- P/N 10-1037 Includes Alarm & 3 Floats for E820.
- P/N 10-1038 Includes Alarm & 3 Floats for I820.
- P/N 10-0125\* Includes Alarm & 3 Floats for E or I Models.

### Alarm Paks Only:

- P/N 10-0053 Indoor only. † **NEMA 4X SIMPLEX CONTROL PANEL WITH ALARM**
- P/N 10-0623 Outdoor.
- P/N 10-0126 Outdoor w/ Dry Alarm Contacts.

\*Branch circuit protection provided by electrical installer.



### INDOOR INSTALLATIONS

**NEMA 1**  P/N 10-1494

### INDOOR/OUTDOOR SYSTEM

**STANDARD**  P/N 10-0623

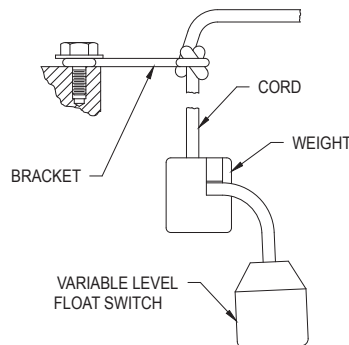
**DELUXE**  P/N 10-0682

† Low voltage terminal connector for float switch.

## (C) VARIABLE LEVEL FLOAT SWITCHES

- P/N 10-0033\* Switch without Weight & Bracket for E820. WGT. 2.0
  - P/N 10-0748 Switch without Weight & Bracket for I820. WGT. 2.0
  - P/N 10-0661 1 Weight & Bracket only. WGT. 3.0
  - P/N 10-0689 1 Weight only. WGT. 2.5
  - P/N 10-1366 Set of Weights & Brackets. WGT. 6.5
- Use with 10-0125/10-1037 and 10-1038.**

\*Remove plug.

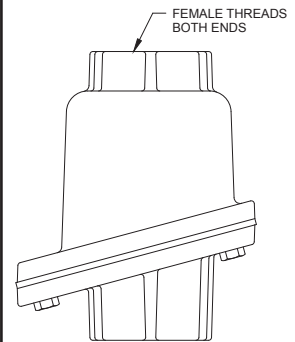


SK1328

Note: All variable level float switches in this section are mechanically activated and do not contain mercury.

## (D) CHECK VALVES

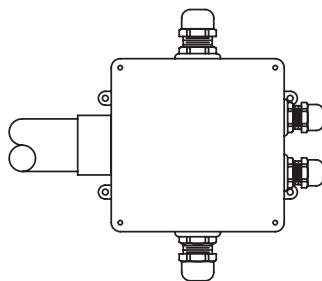
- 1 1/4" Cast Iron NPT Female
- P/N 30-0163 WGT. 7.5
- 1 1/2" Cast Iron NPT Female
- P/N 30-0164 WGT. 7.5
- 2" Cast Iron NPT Female
- P/N 30-0152 WGT. 10.0



SK1330

## (E) JUNCTION BOXES (Contact factory if used in conjunction with a control panel)

### INDOOR BASIN INSTALLATIONS

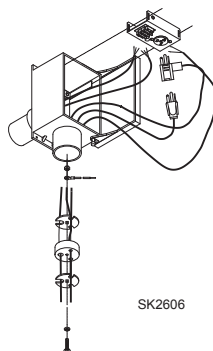


SK1628A

4 Holes with Seals for (1) Power Cord, (1) Pump Cord, (1) Alarm Switch, & (1) Alarm Return Feed.

P/N 10-0666 WGT. 2.5

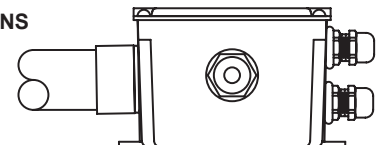
### OUTDOOR BASIN INSTALLATIONS



SK2606

Quik-Box Connection (**For use with WD Models only**) with Seals for (1) Power Cord, (1) Pump Cord, and (1) Alarm Switch Cord. Alarm float switch must operate on low voltage to be used w/ Quik Box.

P/N 10-0580 WGT. 3.0



SK1628B

4 Holes with Seals for (1) Pump Cord, (3) Control Float Switch Cords and (1) Conduit Connection, **use with Control Panel/s (B).**

P/N 10-0647 WGT. 2.5

4 Holes with Seals for (1) Pump Cord, (1) Control Float, (1) Alarm Switch, and (1) Conduit Connection for incoming power and alarm return.

P/N 10-0677 WGT. 2.5