

Features

- 6-11/16" (170 mm) spout reach
- Tall height is ideal for vessel-style sinks
- 1.2 gpm (4.5 lpm) maximum flow rate at 60 psi (4.14 bar)
- Laminar flow delivers a graceful stream of water
- Includes metal touch-activated drain with 1-1/4" tailpiece
- Coordinate with your choice of Components bathroom sink faucet handles for a personalized design

Material

- Premium metal construction for durability and reliability
- KOHLER finishes resist corrosion and tarnishing

Installation

- Widespread or remote valve

Water Conservation & Rebates

- This product can help a building earn Water Efficiency points in LEED® Green Building Rating System

Required Products/Accessories

- K-77974-4 Lever bathroom sink faucet handles
- or
- K-77974-8 Oyl bathroom sink faucet handles
- or
- K-77974-9 Industrial bathroom sink faucet handles
- or
- K-77963-8A Rocker bathroom sink faucet handle

Recommended Products/Accessories

- K-23726 Drain treatment
- K-23723 Faucet cleaner
- K-78372 18" Towel Bar
- K-78373 24" Towel Bar
- K-78375 24" Double Towel Bar
- K-78377 Hand Towel Arm
- K-78378 Robe Hook
- K-78379 Double Towel Arm
- K-78382 Pivoting toilet paper holder
- K-78383 Vertical toilet paper holder
- K-78384 Covered double toilet paper holder



Codes/Standards



ASME A112.18.1/CSA B125.1
NSF/ANSI/CAN 61
NSF/ANSI/CAN 372
All applicable US Federal and State material regulations
DOE - Energy Policy Act 1992
EPA WaterSense®
California Energy Commission (CEC)

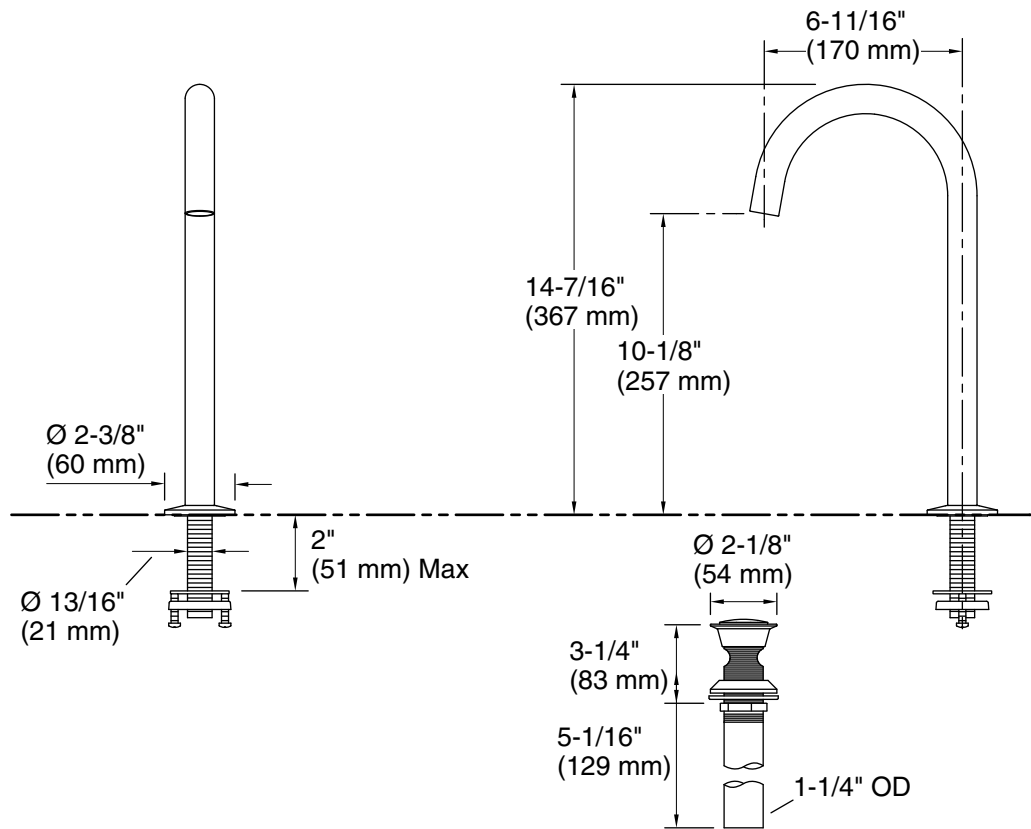
KOHLER® Faucet Lifetime Limited Warranty

See website for detailed warranty information.

Available Colors/Finishes

Color tiles intended for reference only.

Color	Code	Description
	CP	Polished Chrome
	BN	Vibrant® Brushed Nickel
	BL	Matte Black
	2MB	Vibrant® Brushed Moderne Brass
	TT	Vibrant Titanium



Technical Information

All product dimensions are nominal.

Faucet:

Flow rate: 1.2 gal/min (4.5 l/min)

Pressure: 60 psi (4.1 bar)

Drain included: Yes

Spout:

Spout reach: 6-11/16" (170 mm)

Notes

Install this product according to the installation instructions.