



Kathryn®
Under-Mount Bathroom Sink
K-2297-G

Features

- Rectangular basin
- With overflow
- No faucet holes; requires wall- or counter-mount faucet
- 21-3/8" x 13-1/8"
- Glazed underside works beautifully for countertop installations

Material

- Vitreous china

Installation

- Under-mount



ADA

Codes/Standards

ASME A112.19.2/CSA B45.1

All applicable US Federal and State material regulations

ADA





ICC/ANSI A117.1

KOHLER® One-Year Limited Warranty

See website for detailed warranty information.

Available Color/Finishes

Color tiles intended for reference only.

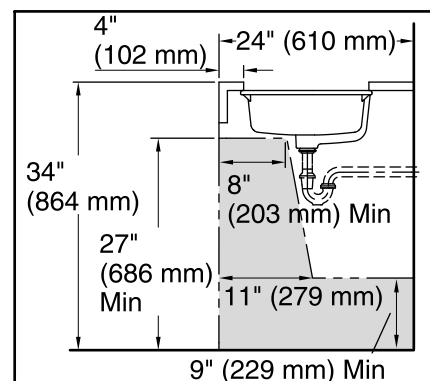
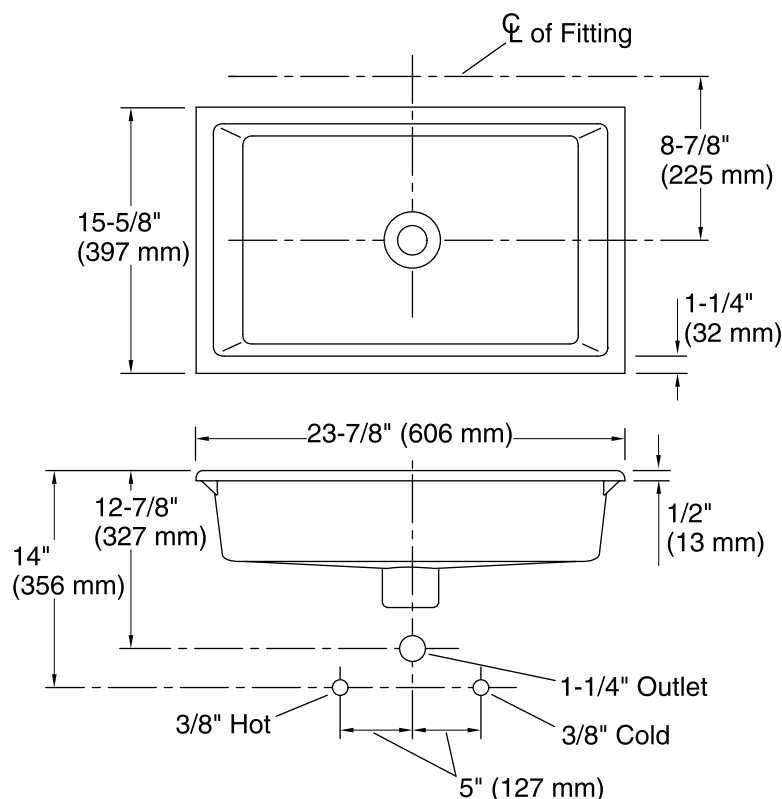
Color	Code	Description
	0	White
	96	Biscuit
	NY	Dune
	7	Black Black™

KOHLER®

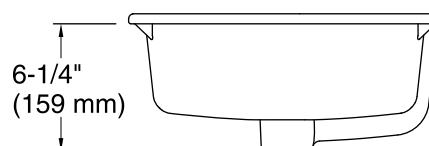
Kathryn®

Under-Mount Bathroom Sink

K-2297-G



Recommended ADA Installation



Technical Information

All product dimensions are nominal.

Bowl configuration: Single

Installation: Under-mount

Bowl area (Only) Length: 21-3/8" (543 mm)

Width: 13-1/8" (333 mm)

Bowl depth: 4-7/8" (123 mm)

With overflow: Yes

Water depth: 3-5/16" (84 mm)

Drain hole: 1-3/4" (44 mm)

Template: 1241343-7, not required, included

Notes

Install this product according to the installation instructions.

NOTICE: Countertop manufacturer or cutter must use the cut-out template provided with the product, or a current one provided by Kohler Co. (call 1-800-4-KOHLER). Kohler Co. is not responsible for cutout errors when the incorrect cut-out template is used.

Select a faucet with a minimum spout reach of 4-5/8" (117 mm). Refer to the faucet rough-in dimensions to ensure the spout will reach over the bathroom sink rim into the basin.

ADA compliant when installed to the specific requirements of these regulations.

USA/Canada: 1-800-4KOHLER (1-800-456-4537)

Kohler Co. reserves the right to make revisions without notice to product specifications.

For the most current Specification Sheet, go to www.kohler.com.

12-3-2017 02:41

THE BOLD LOOK
OF **KOHLER**®