

### Features

- Handshower features transitional nature-inspired design.
- Three spray functions with ADA non-positive shut off.
- Wide coverage spray produces an encompassing spray for everyday use.
- Intense drenching spray delivers a forceful spray ideal for rinsing soap from hair.
- Targeted spray is a focused stream for targeting sore muscles or use as a utility spray.
- Thumb tab allows for a smooth transition between sprays.
- Spray nozzles cover full area of sprayhead.
- Combination of balance, weight, grip, and angle makes this handshower comfortable and easy to use.
- MasterClean™ sprayface features an easy-to-clean surface that withstands mineral buildup.
- 1.75 gpm (6.6 lpm) flow rate.

### Material

- KOHLER finishes resist corrosion and tarnishing.

### Installation

- Bracket or slidebar required for wall-mount installation.
- Deck-mount holder required for deck-mount installation.

### Water Conservation & Rebates

- This product can help a building earn Water Efficiency points in LEED® Green Building Rating System.

### Required Products/Accessories

K-8593 72" Shower Hose

or

K-9514 60" Shower Hose

or

K-45981 72" ribbon hose

or

K-45982 60" ribbon hose

### Recommended Products/Accessories

K-23723 Faucet cleaner



**ADA** **CSA B651** **OBC**

### Codes/Standards




ASME A112.18.1/CSA B125.1  
DOE - Energy Policy Act 1992  
EPA WaterSense®  
California Energy Commission (CEC)  
ADA  
ICC/ANSI A117.1  
CSA B651  
OBC

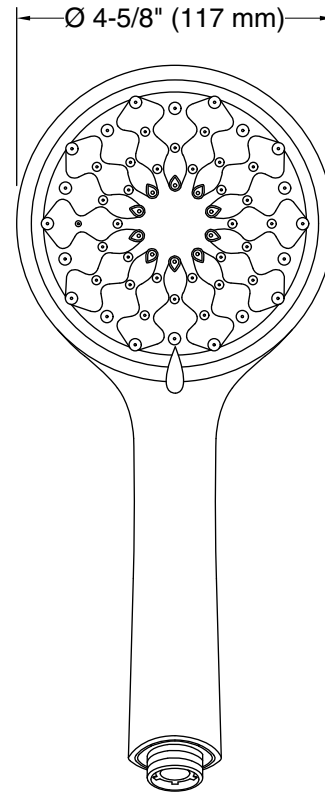
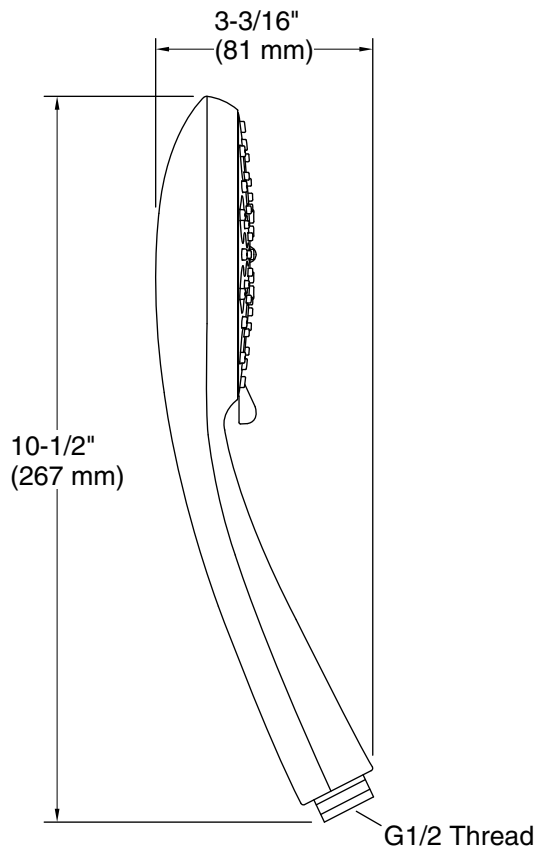
### KOHLER® Faucet Lifetime Limited Warranty

See website for detailed warranty information.

### Available Colors/Finishes

*Color tiles intended for reference only.*

Color	Code	Description
	CP	Polished Chrome
	BN	Vibrant® Brushed Nickel
	2BZ	Oil-Rubbed Bronze



### Technical Information

All product dimensions are nominal.

### Handshower:

Rated maximum flow: 1.75 gal/min (6.6 l/min)

### Notes

Install this product according to the installation instructions.

Plumbing codes require approved backflow prevention devices to be installed in-line to handshowers. Please consult with local plumbing officials.

Plumbing codes require an atmospheric vacuum breaker (such as Kohler Model K-9660) be installed in-line with handshowers. Please consult with local plumbing officials.

ADA, OBC, CSA B651 compliant when installed to the specific requirements of these regulations.