

VT1B2231 Ellipse 22 x 31 Single Bowl Vanity Top

Model number:

VT02231.221

Dimensions: 22" x 31" x 7.25"

Installation:

Material: Swanstone®



Standard Features:

- Single Oval Basin
- Bowl size 16-3/4 L in. X 13-1/2 W in. X 5-1/2 in. D
- 3-inch integrated backsplash
- Vanity Top Thickness: 3/4-inch
- Made from reinforced solid surface with color and texture running all the way through and that cannot wear away


Product characteristics:

- ADA-Compliant
- Contemporary Design
- Modern Design

Code Compliant:

ADA
ANSI
CSA

Standard Colors:



White



Tahiti White

Certifications

SWAN products adhere to one or more of the following certifications:



VT1B2231 Ellipse 22 x 31 Single Bowl Vanity Top

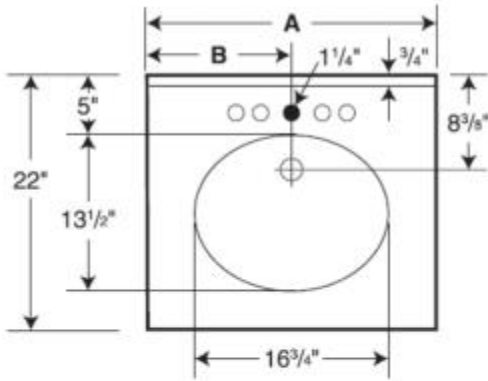
Model number:

VT02231.221

Dimensions: 22" x 31" x 7.25"

Installation:

Material: Swanstone®



Model	A	B
VT1B2225	25"	12 1/2"
VT1B2231	31"	15 1/2"
VT1B2237	37"	18 1/2"
VT1B2243	43"	21 1/2"
VT1B2249	49"	24 1/2"
VT1B2255	55"	27 1/2"
VT1B2261	61"	30 1/2"

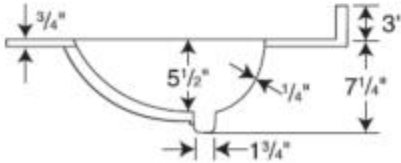
Dimensions

22 x 31 x 7 1/4 In.
(559 x 787 x 184 mm)

Weight

26 lbs - 12 kg

○ Drill Points ● Pre-drilled



Capacity:
1 3/4 gallons
to overflow

Project:

Contractor:

Representative:

Date:

Tel:

Notes:

