
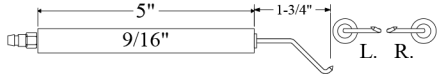
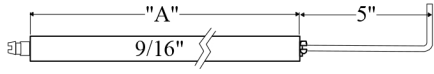
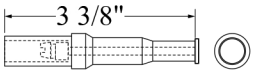
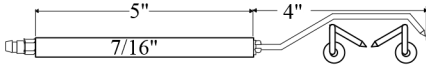
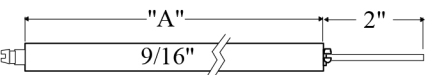
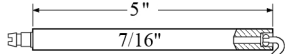

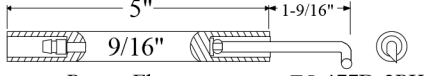


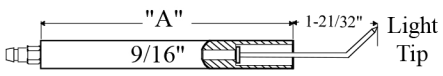
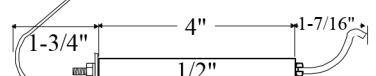
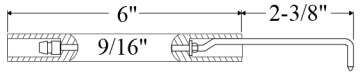
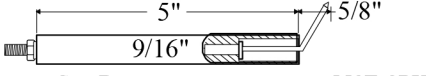
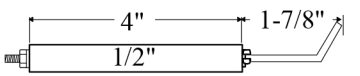
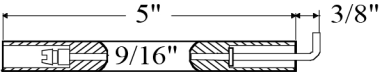
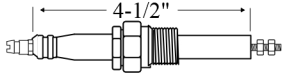
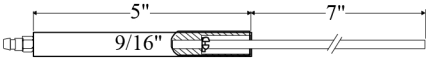



Westwood *by Beckett* **ELECTRODES & INSULATORS**

HIGH DIELECTRIC STRENGTH · PRECISION DIMENSIONS

 <p>"A" "B" 3/8"</p> <p>Power Flame 5.81" 6.30" E5-477A-1-2PK Power Flame 6.44" 6.69" E5-477B-1-2PK</p>	 <p>5" 1-3/4" 9/16" L. R.</p> <p>Power Flame E5-478E-2PK</p>	 <p>"A" 9/16"</p> <p>Todd 13" E5-579A-2PK Todd 16" E5-579B-2PK Todd 19" E5-579C-2PK Todd 21" E5-579D-2PK Todd 22" E5-579E-2PK</p>
 <p>3 3/8"</p> <p>Preferred Utilities E5-471A-2PK</p>	 <p>5" 4" 7/16"</p> <p>Ray E5-503M-2PK</p>	 <p>"A" 9/16"</p> <p>Todd 12" E5-579-2PK Todd 17" E5-581-2PK</p>
 <p>5" 7/16"</p> <p>PVI E5-473F-2PK</p>	 <p>6" 4" 7/16"</p> <p>Ray E5-503J-2PK</p>	
 <p>5" 1-9/16" 9/16"</p> <p>Power Flame E5-477D-2PK</p>	 <p>4 1/2" 1 1/4" 1/2"</p> <p>Power Flame E5-479E1-2PK</p>	
 <p>5" 3-23/32" 9/16"</p> <p>Power Flame (Stainless tip) E5-477G-2PK</p>	 <p>"A" 1-21/32" Light Tip 9/16"</p> <p>Shellhead 12" E5-513-12-2PK</p>	 <p>1-3/4" 4" 1-7/16" 1/2"</p> <p>Wayne E5-601B-2PK</p>
 <p>6" 2-3/8" 9/16"</p> <p>Power Flame E5-477K-2PK</p>	 <p>5" 5/8" 9/16"</p> <p>Sun Ray E5-559E-2PK</p>	 <p>4" 1-7/8" 1/2"</p> <p>Wayne E5-604-2PK</p>
 <p>5" 3/8" 9/16"</p> <p>Power Flame E5-478C-2PK</p>	 <p>4-1/2"</p> <p>Superior Bulkhead E5-547D</p>	 <p>5" 7" 9/16"</p> <p>Wayne E5-604C-2PK</p>
 <p>5" 7/8" 9/16"</p> <p>Power Flame E5-478D-2PK</p>		