

Features

- Steam head features an integral aromatherapy well for adding scents.
- Circular steam head protracts from finished wall, allowing steam to evenly dispense throughout shower.
- Easily adjustable control panel allows user to set temperature (90-125°F range) and steam session duration.
- 20-minute safety shutoff.
- For use with Invigoration™ Series 5kW - 15kW Steam Generators.
- Includes control panel and steam head with aromatherapy reservoir.
- Required for use with KOHLER Invigoration® 5kW-15kW steam generators.
- Improved sensor reduces temperature fluctuations for a consistent steam shower temperature.
- Digital display with clock.
- Quick-connect RJ-12 cord and connector for simplified installation and service.
- Mounting arm and gasket included.

Material

- KOHLER finishes resist corrosion and tarnishing.

Technology

- Fast-Response® technology produces a luxurious steam shower in 60 seconds.
- Power Clean™ technology offers one-touch automatic cleaning and safe maintenance.
- Controls the Power Clean feature.

Recommended Products/Accessories

K-23723 Faucet cleaner

Included Components

Additional Components:
50' connector cable
Coupler
Mounting hardware
Steamhead assembly
Wall-mount bracket



Codes/Standards









None Applicable

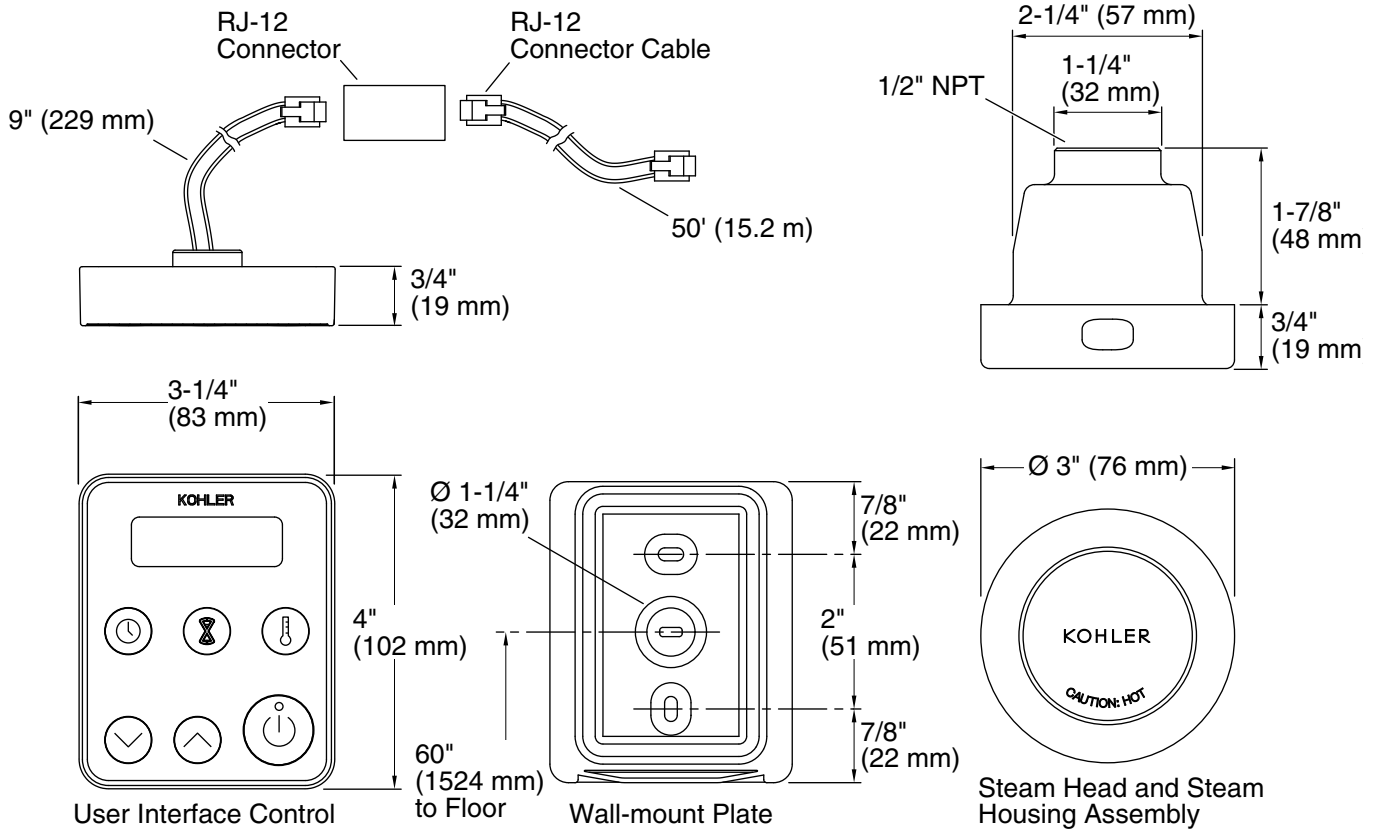
KOHLER® Electronic Faucets, Valves, and Controls Five-Year Limited Warranty

See website for detailed warranty information.

Available Colors/Finishes

Color tiles intended for reference only.

Color	Code	Description
	CP	Polished Chrome
	SN	Vibrant® Polished Nickel
	BN	Vibrant® Brushed Nickel
	BV	Vibrant® Brushed Bronze
	2BZ	Oil-Rubbed Bronze
	BL	Matte Black
	2MB	Vibrant® Brushed Moderne Brass
	TT	Vibrant Titanium



Technical Information

All product dimensions are nominal.

Installation Type: Wall-mount

Material: Brass

Notes

Install this product according to the installation guide.

CAUTION: Risk of personal injury. Do not install the User Interface Control outside the steam enclosure. The User Interface must be installed within the enclosure to allow the sensors to regulate the temperature and control the flow of steam.

CAUTION: Risk of scalding. Do not locate the steam head near a seat or bench, as the steam head is hot during operation and may scald the user if touched.

The temperature sensor should be mounted on the wall opposite the steam head. The steam head should be located as far from the seating area as possible.

Locate the steam head 6" (152 mm) above the floor and at least 4-1/2" (114 mm) from the threshold.