




4515 East 139th Street  
 Grandview, MO 64030  
 (800) 362-9055  
 Fax (800) 362-1463  
 www.PRIER.com

# C-434 Heavy Residential Wall Hydrant

*With Integral P-004 Vacuum Breaker*



- Residential
- Freezeless
- Anti-Siphon
- Double Check Valve



Application

PRIER C-434 provides a year round source of water to areas of structures that are subject to freezing temperatures. The hydrant valve is connected to the supply piping in the heated portion of the structure, eliminating the possibility of freezing. To assure freeze protection, the hydrant will drain even with the hose attached and under pressure without sprayback!

The C-434 combines freezeless hydrant features with self-draining, anti-siphon and two backflow check valves! The vacuum breaker/backflow preventer provides protection against cross-connection of the potable water supply, while venting to eliminate any vacuum. Upon closure, valve drains even with closed end hose attached. No special installation tools are required.

Features

- ASSE 1052 and C-UPC approved
- Double check valve and anti-siphon vacuum breaker
- Drains automatically with hose attached
- Integral cast flange with built-in drainage pitch
- Solid brass body, valve stem cap, seat and stem ends
- Satin nickel plated body, cap and vacuum breaker
- Durable ACME threads secure stem at seat end
- Soft-grip coated cast aluminum handle
- Metal collar covers drainage holes and protects against insect nesting while closing under pressure
- Multiple vent holes ensure proper draining
- Cycle tested to simulate 25 years minimum service
- Patent protected

## Inlet Styles



**D Style**  
 1/2" MIP x 1/2" SWT



**X Style**  
 1/2" Crimp PEX



**W Style**  
 1/2" Wirsbo® PEX



**T Style**  
 3/4" MIP x 1/2" FIP



**F Style**  
 3/4" MIP x 3/4" SWT

Ordering

## C-434D10

<p><b>Inlet</b>  <b>D-</b> 1/2" MPT x 1/2" SWT  <b>F-</b> 3/4" MPT x 3/4" SWT  <b>T-</b> 3/4" MIP x 1/2" FIP  <b>W-</b> 1/2" Wirsbo PEX®  <b>X-</b> 1/2" Crimp PEX</p>	<p><b>Length</b>  <b>CC-</b> Close Coupled  <b>04-</b> 4" Insertion  <b>06-</b> 6" Insertion  <b>08-</b> 8" Insertion  <b>10-</b> 10" Insertion  <b>12-</b> 12" Insertion  <b>14-</b> 14" Insertion  <b>16-</b> 16" Insertion  <b>18-</b> 18" Insertion  <b>20-</b> 20" Insertion  <b>22-</b> 22" Insertion  <b>24-</b> 24" Insertion  <b>XX-</b> Special Size</p>
--	--

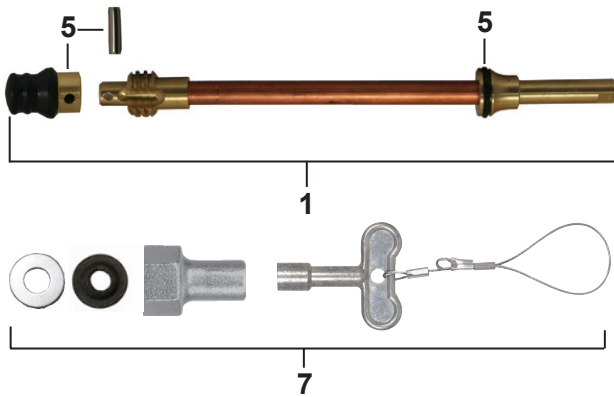
## Materials

<b>Brass</b>	Body, Stem Ends (2), Seat, Valve Stem Cap
<b>Hard Copper</b>	Operating Stem, Shaft
<b>EPDM</b>	Drain Seal O-Ring, Triple Seal Stopper, Packing
<b>Silicone</b>	Vacuum Breaker Washer
<b>Acetal</b>	Vacuum Breaker Check Spider
<b>Stainless Steel</b>	Handle Screw and Seat Pin
<b>Aluminum</b>	Operating Handle




4515 East 139th Street  
Grandview, MO 64030  
(800) 362-9055  
Fax (800) 362-1463  
www.PRIER.com


Replacement Parts



ID	Part No.	Description
1	See Below	Stem Assembly, Contains: 1, 5
2	P-164KT-805	Operating Handle and Screw Kit
3	C-434KT-903	Stem Packing and Washer Kit
4	C-434KT-906	Vacuum Breaker Repair Kit
5	C-434KT-902	Stopper and Pin Kit (with tool and o-ring)
6	300-1011	Valve Stem Cap for C-434
7	C-434KT-804	Loose Key Conversion Kit to C-534
	C-434KT-907	Overhaul Kit for C-434 Contains: 2, 3, 4, 5



\*When assembling the vacuum breaker, ensure the dome is facing out on the check spider and the step is facing out on the silicone washer.



Replacement Stems



Part No.	Description	Stem Length
P-231-04CC	Close Coupled Stem for C-434/C-534 Hydrant	3 <sup>7</sup> / <sub>8</sub> " OAL
P-231-0404	Stem for 4" C-434/C-534 Hydrant	6 <sup>3</sup> / <sub>4</sub> " OAL
P-231-0406	Stem for 6 " C-434/C-534 Hydrant	8 <sup>3</sup> / <sub>4</sub> " OAL
P-231-0408	Stem for 8" C-434/C-534 Hydrant	10 <sup>3</sup> / <sub>4</sub> " OAL
P-231-0410	Stem for 10" C-434/C-534 Hydrant	12 <sup>3</sup> / <sub>4</sub> " OAL
P-231-0412	Stem for 12" C-434/C-534 Hydrant	14 <sup>3</sup> / <sub>4</sub> " OAL
P-231-0414	Stem for 14" C-434/C-534 Hydrant	16 <sup>3</sup> / <sub>4</sub> " OAL
P-231-0416	Stem for 16" C-434/C-534 Hydrant	18 <sup>3</sup> / <sub>4</sub> " OAL
P-231-0418	Stem for 18" C-434/C-534 Hydrant	20 <sup>3</sup> / <sub>4</sub> " OAL
P-231-0420	Stem for 20" C-434/C-534 Hydrant	22 <sup>3</sup> / <sub>4</sub> " OAL
P-231-0422	Stem for 22" C-434/C-534 Hydrant	24 <sup>3</sup> / <sub>4</sub> " OAL
P-231-0424	Stem for 24" C-434/C-534 Hydrant	26 <sup>3</sup> / <sub>4</sub> " OAL

\*\*For the **old style C-434 Series** wall hydrant stems, see C-434 Series retired style spec sheet at [www.PRIER.com](http://www.PRIER.com).