



Executive Chef™

33" undermount double-bowl kitchen sink
K-5931-4U

Features

- 36" minimum base cabinet width
- Large/medium bowls
- 9-3/4" depth left bowl and 7-3/4" depth right bowl
- Three oversized faucet holes with one oversized accessory hole to the right
- Oversized holes allow for easy installation of faucets and accessories
- Offset faucet ledge

Material

- KOHLER® enameled cast iron

Installation

- Undermount

Recommended Products/Accessories

- K-6001 Left-Bowl Sink Rack
- K-8801 Sink drain and strainer with tailpiece
- K-8799 Sink drain and strainer basket
- K-23726 Drain treatment
- K-23725 Cast iron cleaner
- 1411886 Undermount sink kit 23"

Optional Products/Accessories

- K-6521 Sink Basket
- K-6515 Cutting Board
- K-11352 Disposal Flange with Stopper
- K-9000 P-Trap



Codes/Standards




ASME A112.19.1/CSA B45.2

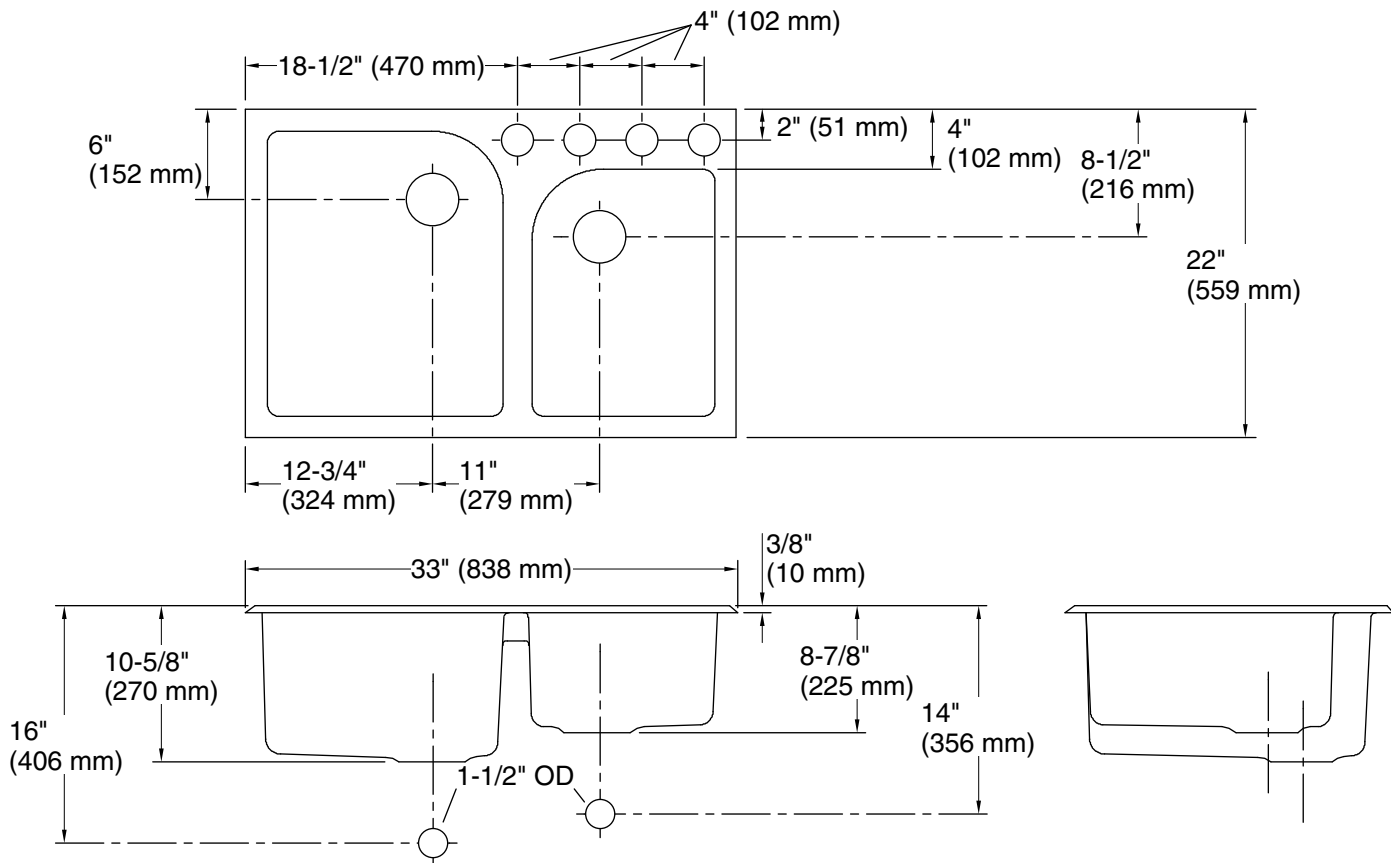
KOHLER® Enameled Cast Iron Kitchen and Bathroom Sink Lifetime Limited Warranty

See website for detailed warranty information.

Available Colors/Finishes

Color tiles intended for reference only.

Color	Code	Description
	0	White
	96	Biscuit
	7	Black Black™



Technical Information

All product dimensions are nominal.

Bowl configuration:	Off-set Large/small
Center(s):	4
Min. base cabinet width:	36" (914 mm)
Bowl area (Left):	Length: 16" (406 mm) Width: 19" (483 mm) Bowl depth: 9-3/4" (248 mm)
Bowl area (Right):	Length: 12" (305 mm) Width: 17" (432 mm) Bowl depth: 7-3/4" (197 mm)
Number of deck holes:	4
Faucet hole spacing:	4" (102 mm)
Faucet hole(s):	2-3/8" (60 mm)
Drain hole:	3-5/8" (92 mm)
Template:	116808-7, required, included

Notes

Install this product according to the installation instructions.