

STERLING®

A KOHLER COMPANY

MIDDLETON®

TOP-MOUNT KITCHEN SINK 14631

ADA

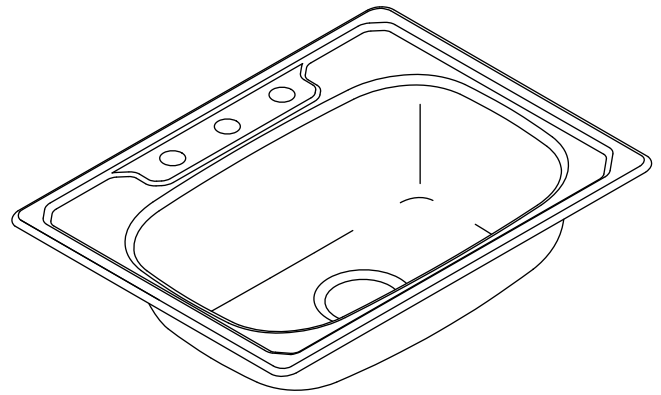
Features

- 20-gauge stainless steel
- Includes SilentShield® sound-absorption technology
- Single bowl, ledge back sink
- Top-mount, rolled rim
- Satin deck finish
- Luster bowl finish
- 25" (635 mm) x 22" (559 mm) x 6" (152 mm)

Codes/Standards Applicable

Specified model meets or exceeds the following:

- ADA
- ASME A112.19.3/CSA B45.4
- ICC/ANSI A117.1



Colors/Finishes

- NA: None applicable

Accessories

- CP: Polished Chrome

Specified Model

Model	Description	Faucet Holes	Quantity	Bowl Depth	Colors/ Finishes
14631-3	Top-mount kitchen sink (shown)	3	1	6" (152 mm)	<input type="checkbox"/> NA
14631-4	Top-mount kitchen sink	4	1	6" (152 mm)	<input type="checkbox"/> NA
14631-3F	Top-mount kitchen sink, multi-pack	3	50	6" (152 mm)	<input type="checkbox"/> NA
14631-4F	Top-mount kitchen sink, multi-pack	4	50	6" (152 mm)	<input type="checkbox"/> NA

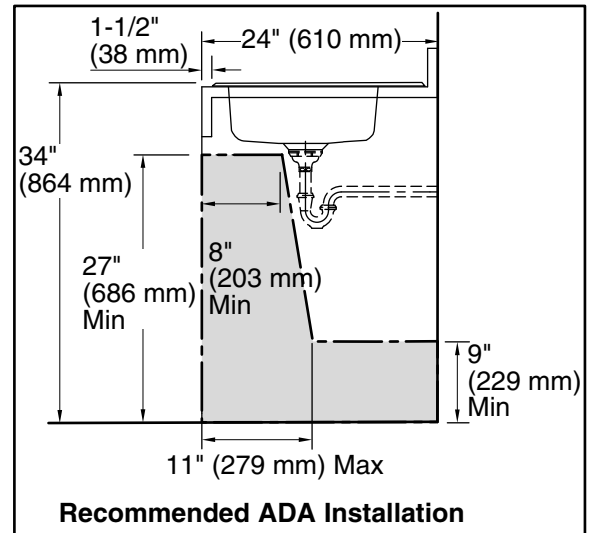
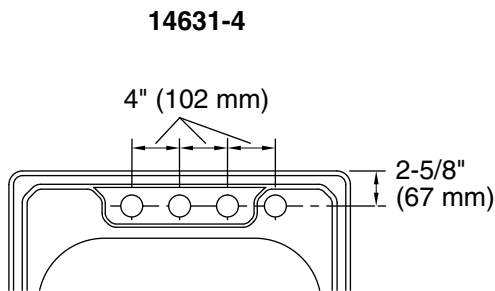
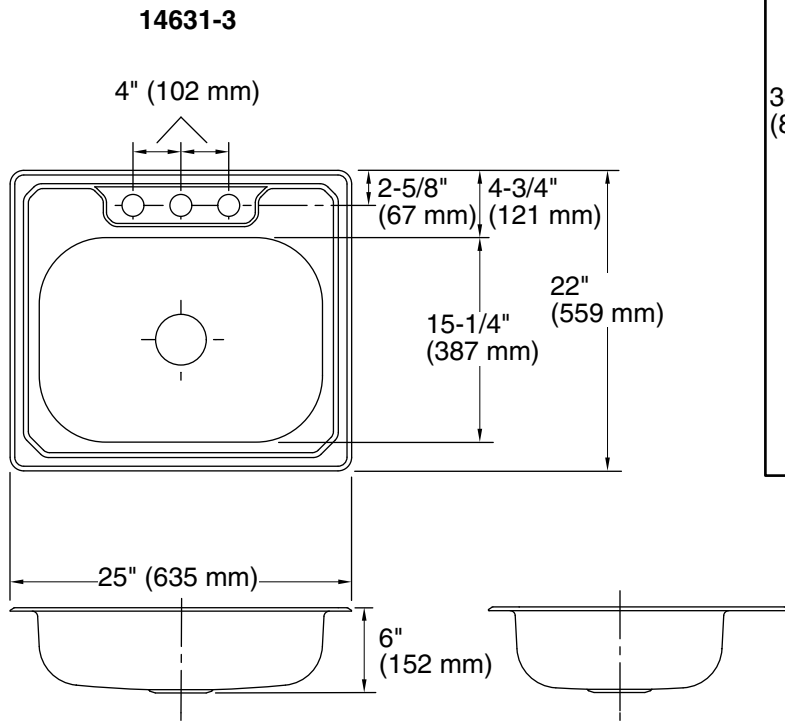
Optional Accessories

K-8813	Stainless steel sink strainer with tailpiece	<input type="checkbox"/> CP
--------	--	-----------------------------

MIDDLETON®

Technical Information

Fixture*: Sink	
Water depth	6" (152 mm)
Drain hole	Ø 3-5/8" (92 mm)
Faucet holes	Ø 1-7/16" (37 mm)
Cutout size	24-1/2" (622 mm) x 21-1/2" (546 mm)
* Approximate measurements for comparison only.	



Product Diagram