

LABLINE MECHANICAL JOINT ACID WASTE SYSTEMS

LABLINE®

Labline (Mechanical Joint) has displaced the more expensive and difficult to install glass and metal systems. Gone is the need for fusing, caulking or welding of joints. Joining of the Labline System is complete in just 30 seconds and once the nut is locked into place, the end-user is assured of many years of trouble-free service. Yet, because it is a mechanical joint, the system can be easily dismantled and re-used, making it ideal for modular designs and for systems that may require re-modeling in the future.

STANDARDS



NSF-approved
IAPMO-listed & CSA-certified
Meets ASTM F1412, D4101 and CSA B181.3

ADVANTAGES

- 1 30 second jointing - save on installation time
- 2 Proven reliability for over 30 years
- 3 Labline is manufactured from polypropylene which has an operating temperature range from -10°F (-23°C) to 212°F (100°C).* This allows systems to be flushed with boiling water
- 4 All plastic construction - no galvanic action, electrolysis or corrosion in the joint
- 5 Simple, inexpensive, non-temperamental tools
- 6 Easy to install, even in difficult areas
- 7 Mastered by plumbers in minutes. No pre-heating required to install olive
- 8 System changes during installation can be done without spoiling fittings
- 9 Can be disassembled and re-used
- 10 Ideal for modular systems
- 11 Ideal for remodeling
- 12 Matched system - high quality pipe and fittings are matched to give ease of installation and long term reliability





DID YOU KNOW?

Both Labline® and Plenumline™ contain no-heat Elastolives™ for quick installation and high performance.

SHORT FORM SPECIFICATIONS

GENERAL

Acid waste drain and vent system, as shown on drawings, shall be NSF listed, Schedule 40, polypropylene as manufactured by IPEX to include pipe supplied in 10 ft. lengths (or 20 ft lengths if NFRPP is specified), and matched fittings, traps and neutralization tanks from the same manufacturer. It shall also include recommended adapters to connect to other piping materials, where applicable.

MATERIAL

Pipe shall be made from NSF listed Type 1, flame retardant polypropylene conforming to ASTM D4101, with a maximum average flame spread of zero seconds and a maximum extent of burning of 13 mm, in accordance with ASTM D635. Matched fittings shall be made from NSF listed flame retardant polypropylene with average maximum burn time of 80 seconds and maximum extent of burning of 20 mm in accordance with ASTM D635.

If NFRPP pipe is specified, it shall be made from NSF 14 listed and CSA certified Schedule 40 PP as manufactured by IPEX. Pipe shall comply with ASTM F1412 and material used shall comply with the material requirements of ASTM D4101.

FITTINGS

Fittings shall be NSF listed, be of all plastic construction and be designed to lock into a machined groove on the mating piping. All fittings shall have integrally molded union connections. No metallic grab rings or clamps shall be allowed. Fittings containing EVA (ethylene vinyl acetate) are strictly prohibited. Couplings shall not be added to make mechanical joint fittings. Fittings shall be Labline or approved equivalent.

JOINTS

Connections between polypropylene pipe and matched fittings shall be made using the Labline Joint.

INSTALLATION AND TESTING

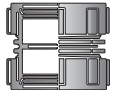
Installation and testing shall be in accordance with the contract drawings, the manufacturer's recommendations and the local plumbing codes. Testing with compressed air is prohibited. The entire system shall be installed free of stress and in proper alignment. Horizontal supports shall provide a wide bearing area and be free of burrs or sharp edges. Support spacings shall be in accordance with the manufacturer's recommendations and local plumbing codes. Vertical piping shall have riser clamps at each floor. Pipe supports shall be installed so that horizontal piping is in uniform alignment and with a uniform slope of at least 1/8" per foot, or in accordance with the local plumbing codes.



PRODUCT SELECTION CHART

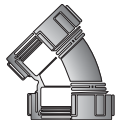
Dimension inches	Product Code
------------------	--------------

Coupling



1-1/2	156161
2	156162
3	156163
4	156164

1/8 Bend (45°)



1-1/2	156191
2	156192
3	156193
4	156194

Loose Nut 1/8 Bend (45°) MJ x Loose Nut



1-1/2	156216
2	156217
3	156218
4	156219

1/4 Bend (90°)



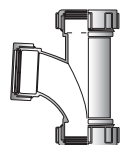
1-1/2	156181
2	156182
3	156183
4	156184

Loose Nut 1/4 Bend MJ x Loose Nut



1-1/2	156291
2	156292
3	156293
4	156294

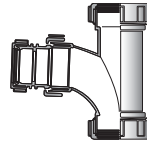
Sanitary Tee



1-1/2	156201
2	156203
3	156206
4	156210

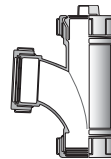
Dimension inches	Product Code
------------------	--------------

Reducing Sanitary Tee



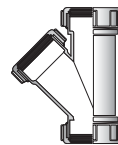
2 x 1-1/2	156204
3 x 1-1/2	156207
3 x 2	156208
4 x 1-1/2	156211
4 x 2	156212
4 x 3	156213

Cleanout Tee



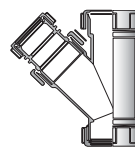
1-1/2	156202
2	156205
3	156209
4	156214

45° Wye



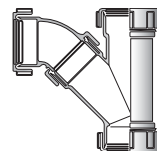
1-1/2	156361
2	156363
3	156367
4	156373

Reducing 45° Wye



2 x 1-1/2	156364
3 x 1-1/2	156368
3 x 2	156369
4 x 1-1/2	156374
4 x 2	156375
4 x 3	156376

Combination Wye & 1/8 Bend

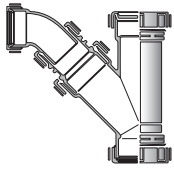


1-1/2	156362
2	156365
3	156370
4	156377

All Labline fittings are furnished assembled with Olives and Union Nuts.
IPEX components are dimensionally matched; do not install system of mixed brands without our expressed written consent.

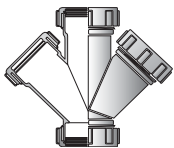
Dimension inches	Product Code
---------------------	-----------------

Reducing Combination Wye & 1/8 Bend



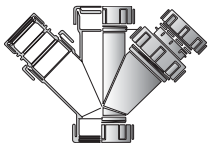
2 x 1-1/2	156366
3 x 1-1/2	156371
3 x 2	156372
4 x 1-1/2	156380
4 x 2	156378
4 x 3	156379

Double Wye



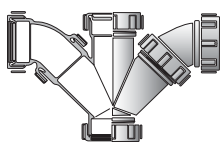
1-1/2	156381
2	156383
3	156387
4	156392

Reducing Double Wye



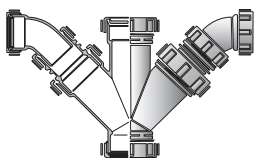
2 x 1-1/2	156384
3 x 1-1/2	156388
3 x 2	156389
4 x 1-1/2	156405
4 x 2	156393
4 x 3	156394

Double Wye & 1/8 Bend



1-1/2	156382
2	156385
3	156390
4	156395

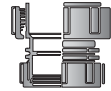
Reducing Double Wye & 1/8 Bend



2 x 1-1/2	156386
3 x 1-1/2	156406
3 x 2	156391
4 x 1-1/2	156407
4 x 2	156396
4 x 3	156408

Dimension inches	Product Code
---------------------	-----------------

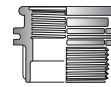
Reducing Coupling Loose Nut x MJ



2 x 1-1/2	156397
3 x 1-1/2	156398*
3 x 2	156400*
4 x 1-1/2	156399*
4 x 2	156401*
4 x 3	156402

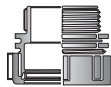
* Loose nut not furnished

Threaded Adapter Male Thread x Female Thread



1-1/2 x 1-1/4	156121
1-1/2 x 1-1/2	156131

Male Adapter MJ x Male Thread



1-1/2	156141
2	156142
3	156143
4	156144

Female Adapter MJ x Female Thread



1-1/2	156151
2	156152

Glass Adapter MJ x Bead



1-1/2	156451
2	156452
3	156453
4	156454


Duriron Adapter MJ x Spigot





1-1/2	156461
2	156462
3	156463
4	156464

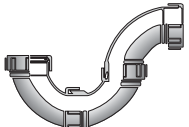
All Labline fittings are furnished assembled with Olives and Union Nuts.
IPEX components are dimensionally matched; do not install system of mixed brands without our expressed written consent


PRODUCT SELECTION CHART


	Dimension inches	Product Code
	1-1/2	156241
	2	156242
	3	156243
	4	156244

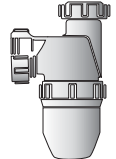
	Dimension inches	Product Code
	1-1/2	156101
	2	156102

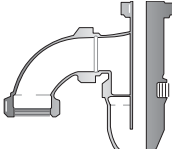
	Dimension inches	Product Code
	1-1/2	156103
	2	156104

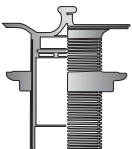
	Dimension inches	Product Code
	1-1/2	156711
	2	156712
	3	156713
	4	156714


	Dimension inches	Product Code
	1-1/2	156105
	2	156106

	Dimension inches	Product Code
	1-1/2	156107
	2	156108

	Dimension inches	Product Code
	1-1/2	156501
	1-1/2	156511
	Transparent Base	
	-	156512
	PP Base Only	
	-	156513
	Clear Base Only	
	-	156514
O-ring Gasket Only		
-	156516	
Top Assembly For W501 & W511		

	Dimension inches	Product Code
	1-1/2	156502
	*1-1/2	156515
	* Transparent Base	

	Dimension inches	Product Code
	1-1/2 - 3-3/8	156303
	1-1/2 - 3-3/8	156304
	1-1/2 - 2-7/8	156311
	1-1/2 - 2-7/8	156312
	-	156302

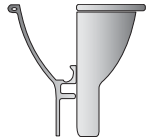
	Dimension inches	Product Code
	-	156301
	-	156305

	Dimension inches	Product Code
	1-1/2	156321
	1-1/2	156322

All Labline fittings are furnished assembled with Olives and Union Nuts.
IPEX components are dimensionally matched; do not install system of mixed brands without our expressed written consent.

Dimension inches	Product Code
---------------------	-----------------

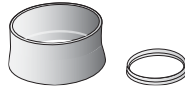
Cup Sink Round



6 x 4 Deep	156403
4 x 4 Deep	156404
-	156409

Dimension inches	Product Code
---------------------	-----------------

No Heat Elastolive Yellow



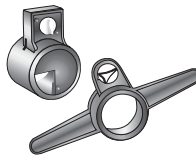
1-1/2	156222
2	156113
3	156114
4	156115

Cup Sink Oval



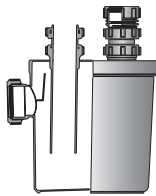
6 x 3	156491
9 x 3	156493

Grooving Tool



1-1/2	156109
2	156110
3	156111
4	156112

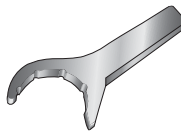
Dilution Trap



1-1/2	156601
*1-1/2	156611

* Transparent Base

Spanner



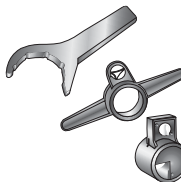
1-1/2	156264
2	156266
3	156268
4	156270

Pipe Clip



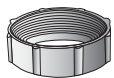
1-1/2	156251
2	156252

Grooving Tool & Spanner Combination Set



1-1/2	156263
2	156265
3	156267
4	156269

Union Nut



1-1/2	156231
2	156232
3	156233
4	156234