

## For Non-Health Hazard Applications

Job Name \_\_\_\_\_

Contractor \_\_\_\_\_

Job Location \_\_\_\_\_

Approval \_\_\_\_\_

Engineer \_\_\_\_\_

Contractor's P.O. No. \_\_\_\_\_

Approval \_\_\_\_\_

Representative \_\_\_\_\_

# LEAD FREE\*

## Model SD-2 Backflow Preventer for Carbonated Beverage Machines

Sizes: 1/4", 3/8" (8, 10mm)

The Watts SD2 is a dual check designed for the protection of the water supply from carbon dioxide gas and carbonated water. These substances can flow from post-mix beverage systems and are very acidic. If the acidic water comes in contact with copper tubing or copper pipe, it will cause the leaching of copper salts into the water supply. The dissolved copper if ingested can cause nausea, abdominal pain, and in some cases vomiting. The SD-2 prevents the reverse flow of potentially contaminated water into the potable water supply due to back pressure backflow and is used for continuous or intermittent pressure conditions. The Watts SD-2 is recommended for use on Post-Mix Carbonated Beverage Equipment and dispensing equipment for tea and coffee.



### Features

- Certified to ANSI/NSF Standard 18, Manual Food and Beverage Dispensing Equipment
- ASSE 1032 Approved Dual Check Valve
- 316 stainless steel body for corrosion resistance
- All rubber compounds comply with FDA food additive regulations
- Streamlined body design minimizes pressure loss and cavitation
- A wide variety of custom end connections are available
- Endurance tested for more than 500,000 pumping cycle
- Shock tested for more than 100,000 pumping cycle

### Specifications

Body and adapters are of 316 stainless steel construction and all rubber components comply with FDA food additive regulations. All materials in contact with the potable water are in compliance with the requirements of the Safe Drinking Water Act, Public Law 93-523, National Interim Primary Drinking Water Regulations.

### Available Models

- 1/4" (8mm) SD2-MN: Male NPT
- 3/8" (10mm) SD2-MN: Male NPT
- 1/4" (8mm) SD2-FN: Female NPT
- 3/8" (10mm) SD2-FN: Female NPT
- 1/4" (8mm) SD2-MF: SAE Male Flare
- 3/8" (10mm) SD2-MF: SAE Male Flare
- 1/4" (8mm) SD2-FF: SAE Female Flare
- 3/8" (10mm) SD2-FF: SAE Female Flare

### NOTICE

The information contained herein is not intended to replace the full product installation and safety information available or the experience of a trained product installer. You are required to thoroughly read all installation instructions and product safety information before beginning the installation of this product.

\*The wetted surface of this product contacted by consumable water contains less than 0.25% of lead by weight.

Watts product specifications in U.S. customary units and metric are approximate and are provided for reference only. For precise measurements, please contact Watts Technical Service. Watts reserves the right to change or modify product design, construction, specifications, or materials without prior notice and without incurring any obligation to make such changes and modifications on Watts products previously or subsequently sold.

## Standards

### ASSE 1032

**Installation:** The valve can be installed horizontally or vertically (flow up or flow down). The valve should be installed such that the valve is accessible for service and maintenance.

### NOTICE

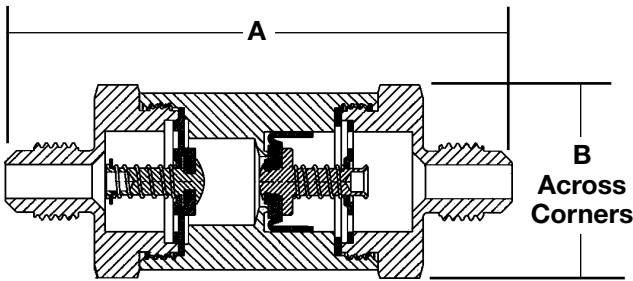
The device should not be installed inside a wall or in a concealed location. Copper tubing shall not be used on the downstream side of the backflow preventer used in carbonated systems. Copper tubing can be used downstream for non carbonated systems such as coffee makers.

## Pressure — Temperature

**Max. Pressure:** 200psi (13.8 bar)

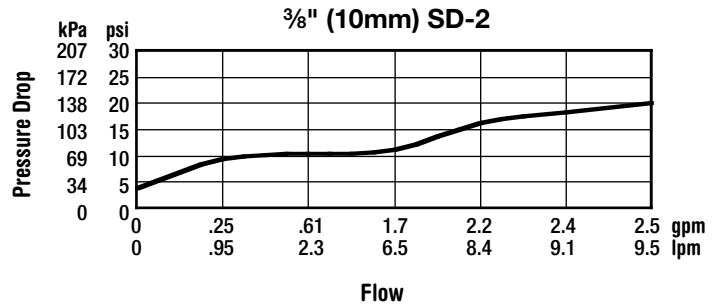
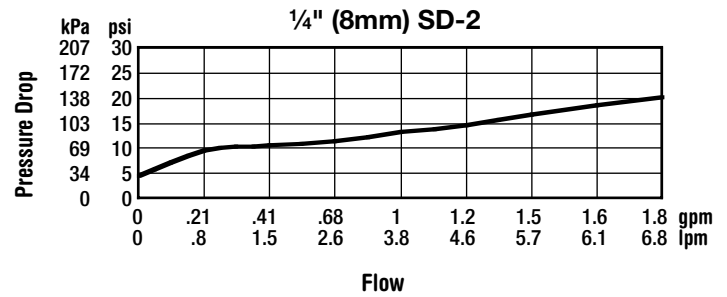
**Max. Temperature:** 110°F (43°C)

## Dimensions (Approx.)

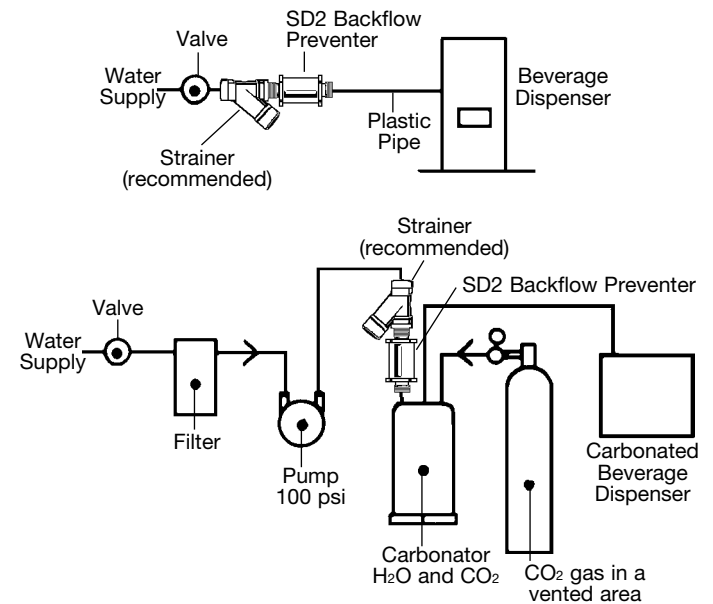


Valve Size		Assembly		Dimensions			
				A		B	
in	mm	Part #	Order#	in.	mm	in	mm
1/4"	8	SD2-MN	0061650	3	76	1 1/16	27
1/4"	8	SD2-MF	0061651	2 13/16	71	1 1/16	27
3/8"	10	SD2-MN	0061654	3	76	1 1/16	27
3/8"	10	SD2-MF	0061655	3	76	1 1/16	27
1/4"	8	SD2-FN	0061662	3	76	1 1/16	27
1/4"	8	SD2-FF	0061660	2 13/16	71	1 1/16	27
3/8"	10	SD2-FN	0061663	3	76	1 1/16	27
3/8"	10	SD2-FF	0061661	3	76	1 1/16	27

## Capacity



## Typical Installations



**USA:** Tel: (978) 689-6066 • Fax: (978) 975-8350 • Watts.com

**Canada:** Tel: (905) 332-4090 • Fax: (905) 332-7068 • Watts.ca

**Latin America:** Tel: (52) 81-1001-8600 • Watts.com