



**Lawson®**  
72" x 42" Drop-In Bath  
**71311100**

**Features**

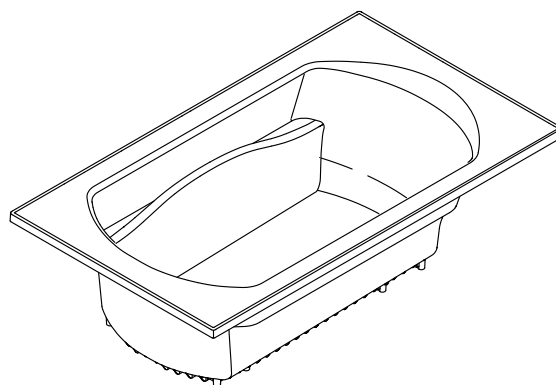
- Durable high-gloss finish.
- 72" (1829 mm) x 42" (1067 mm) x 20-5/16" (516 mm) finished dimensions

**Material**

- Compression molded from our exclusive solid Vikrell® material.

**Recommended Accessories**

71317100 Tile-In Flange Kit for 60" Models



**Codes/Standards**



CSA B45.5/IAPMO Z124  
ASTM E162  
ASTM E662  
Greenguard UL 2818 - Gold  
HUD, UM Bulletin 73

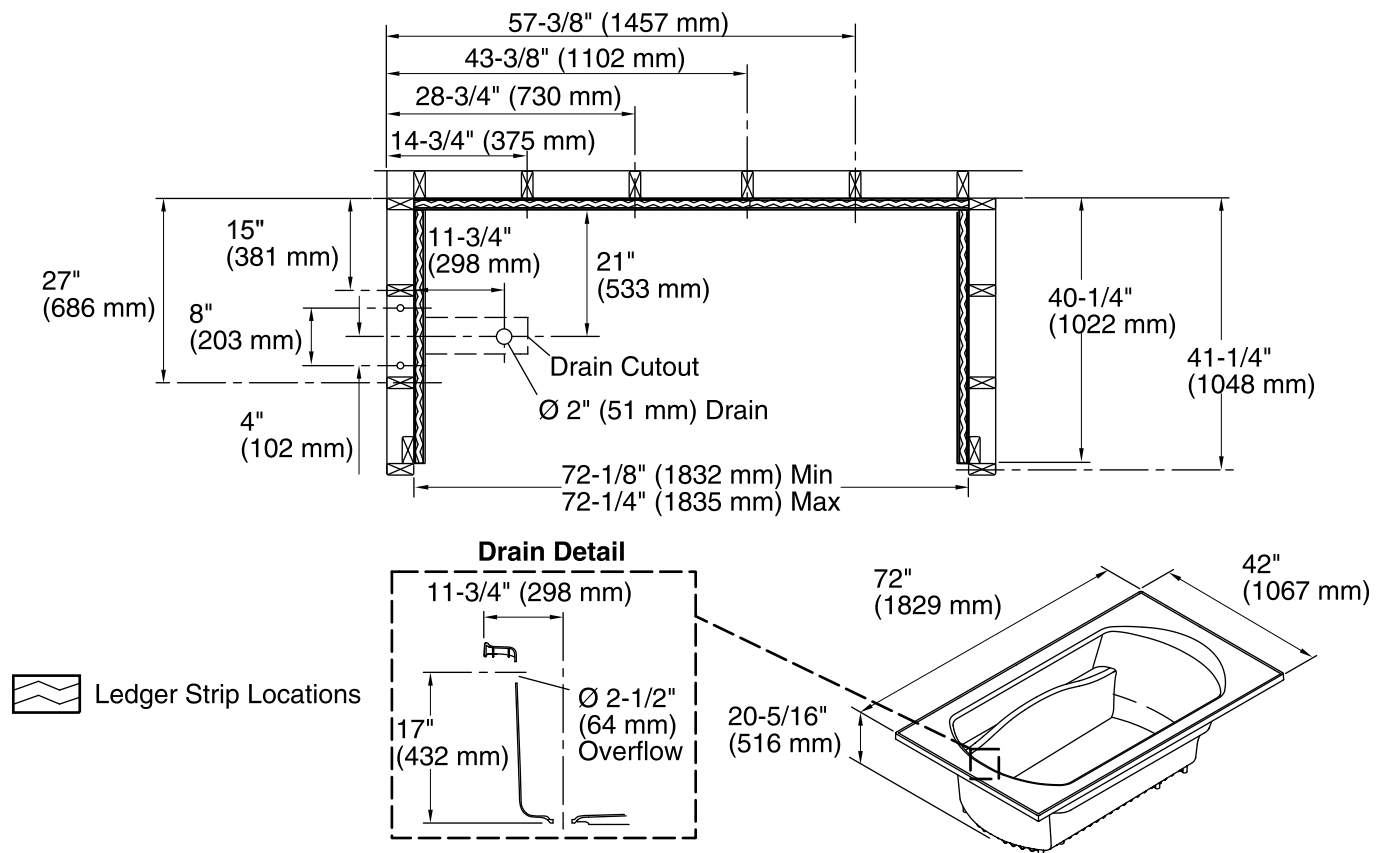
**Warranty – Bathing Fixtures (and)  
Kitchen and Utility Sinks Made of Solid  
Vikrell® Material**

See website for detailed warranty information.

**Available Color/Finishes**

*Color tiles intended for reference only.*

Color	Code	Description
	0	White
	96	KOHLER Biscuit



### Technical Information

All product dimensions are nominal.

Installation:	Drop-in
Drain location:	End
Basin area, bottom:	50" x 25-5/8" (1270 mm x 651 mm)
Basin area, top:	59" x 33" (1499 mm x 838 mm)
Water depth:	15-1/4" (387 mm)
Water capacity:	80 gal (302.8 L)
Minimum flat for door:	3" (76 mm)
Door width required:	72" (1829 mm)

### Notes

Install this product according to the installation instructions.

Double studding is recommended for pivot shower door installations.

Studs should be positioned roughly as shown.