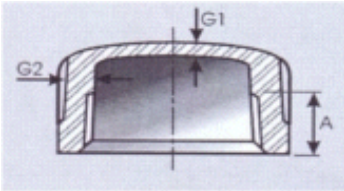
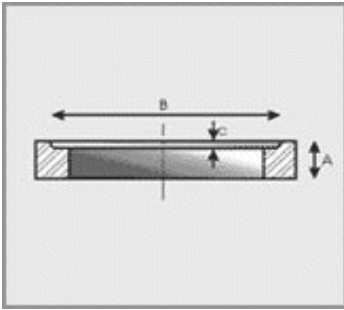
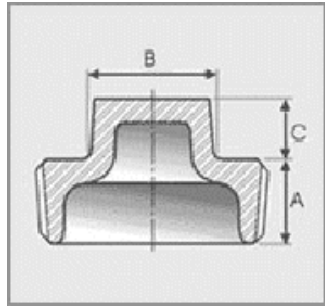


SIZE		DIMENSIONS			CAPS
INCH	A	G1	G2		
1/8	0.08	0.09	0.25		
1/4	0.08	0.1	0.32		
3/8	0.09	0.11	0.36		
1/2	0.09	0.12	0.45		
3/4	0.1	0.13	0.5		
1	0.11	0.15	0.58		
1 1/4	0.12	0.17	0.67		
1 1/2	0.13	0.19	0.7		
2	0.15	0.22	0.75		
2 1/2	0.17	0.25	0.92		
3	0.19	0.29	0.98		
4	0.22	0.36	1.08		

SIZE		DIMENSIONS			LOCKNUTS
INCH	A	B	C		
1/8	0.19	0.5	0.04		
1/4	0.25	0.66	0.06		
3/8	0.28	0.77	0.06		
1/2	0.31	0.97	0.06		
3/4	0.34	1.23	0.06		
1	0.38	1.5	0.06		
1 1/4	0.42	1.86	0.06		
1 1/2	0.47	2.12	0.06		
2	0.53	2.63	0.09		

SIZE		DIMENSIONS			PLUGS
INCH	A	B	C		
1/8	0.27	0.28	0.24		
1/4	0.41	0.37	0.28		
3/8	0.41	0.43	0.31		
1/2	0.54	0.56	0.38		
3/4	0.55	0.62	0.44		
1	0.69	0.81	0.5		
1 1/4	0.71	0.93	0.56		
1 1/2	0.73	1.12	0.62		
2	0.76	1.31	0.68		
2 1/2	1.07	1.5	0.74		
3	1.13	1.68	0.8		
4	1.22	2.25	0.92		