

### Features

- Frameless
- 1/4" (6 mm) thick tempered glass
- CleanCoat®+ glass coating creates a hydrophobic barrier that repels water, soap scum, and residue, saving time and protecting shower doors 10 times longer than original CleanCoat. (Based on 2021 internal wear/abrasion testing using a microfiber cloth.)
- Tempered glass ensures enhanced safety and durability
- Interior and exterior towel bars complete the look of this door

### Material

- Anodized aluminum prevents rust and corrosion

### Installation

- Out-of-plumb adjustability simplifies installation
- Not for use in hospitality
- For residential use only



### Codes/Standards









ANSI Z97.1  
CAN/CGSB-12.1  
CPSC 16CFR 1201

### STERLING® Bath and Shower Doors Five-Year Limited Warranty

See website for detailed warranty information.

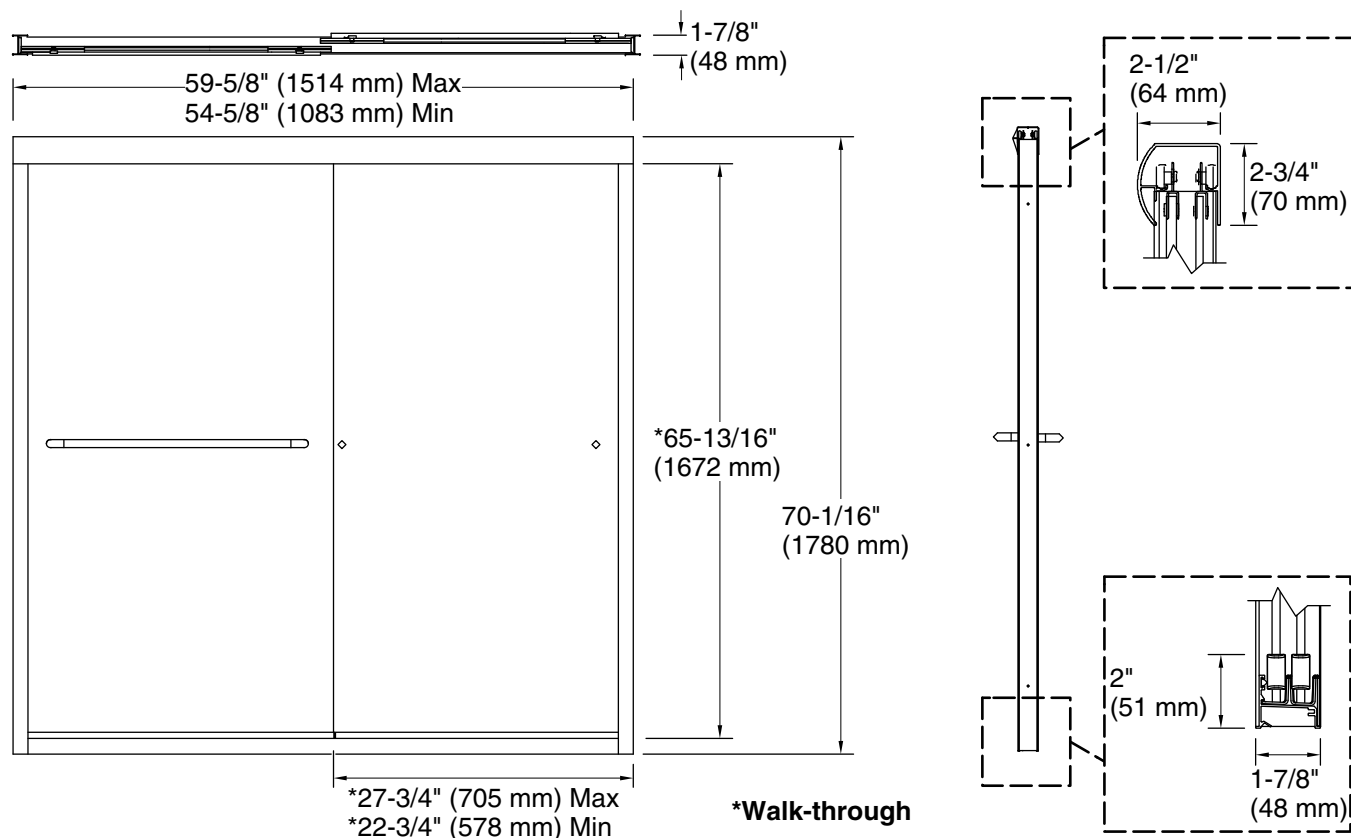
### Available Colors/Finishes

*Color tiles intended for reference only.*

Color	Code	Description
	DR	Deep Bronze
	DR	Deep Bronze
	N	Nickel
	N	Nickel
	PBL	Matte Black
	PBL	Matte Black
	S	Silver
	S	Silver

### Available Glass Options

Code	Description
	Clear
	Lake Mist™



### Technical Information

All product dimensions are nominal.

Base-To-Wall 1/2" (13 mm)

Radius – Max:

Shower Ledge Min 2-1/8" (54 mm)

Flat:

Shower Wall Min 2-11/16" (68 mm)

Flat:

### Notes

Install this product according to the installation instructions.

The vertical opening should be a minimum of 72-7/16" (1840 mm) to allow for installation clearance.