

Features

- Catalyzed conversion varnish provides a durable moisture-resistant finish.
- One door and one drawer on right.
- Frameless construction with full-overlay door and drawer.
- Three-way adjustable slow-close door hinges with 110-degree opening capability for easy cabinet access.
- Full-extension 18-inch depth drawer with slow-close under-mount slides for smooth opening.
- Solid wood drawer with dovetail construction.
- Wall-hung design offers a clean, streamlined look.
- Door and drawer pulls are sold separately.
- Combines with Ceramic/Impressions®, Solid/Expressions™, and Iron/Impressions™ vanity tops (sold separately) for a complete vanity.
- Customize your storage with optional in-door accessories, in-drawer accessories, and medicine cabinet side kits (sold separately).

Material

- Solid wood and veneers.
- Wood is a living material, and its beauty is enhanced by natural variations in grain, color, and pattern. No two pieces of wood are exactly the same, and the color will change with age, temperature, and exposure to light.
- The nature of wood grain can cause variations in stain depth. Our expert craftspeople hand-apply the stain to blend these variations.

Recommended Products/Accessories

K-99678-SH1 Adjustable Shelf with Electrical Outlets
 K-5422 Bathroom Vanity Top
 K-5451 Bathroom Vanity Top - Side Splash
 K-99684 Drawer Dividers
 K-99665 Framed Mirror
 K-99689 Handle
 K-99682 General Storage
 K-99566 In-drawer Electrical Outlet
 K-99688 Bar Pull
 K-99668 Lap Drawer
 K-99683 Makeup Storage
 K-99001 Medicine Cabinet
 K-99679-SH1 Rollout Drawer
 K-99567 Roll-out Hot Appliance Storage
 K-99681 Side Mount Electrical Outlets
 K-99672 Two-Drawer Bridge
 K-2779-1 Vanity Top Bathroom Sink
 K-14661-4 Widespread Bathroom Sink Faucet



Codes/Standards










EPA TSCA Title VI
CARB P2

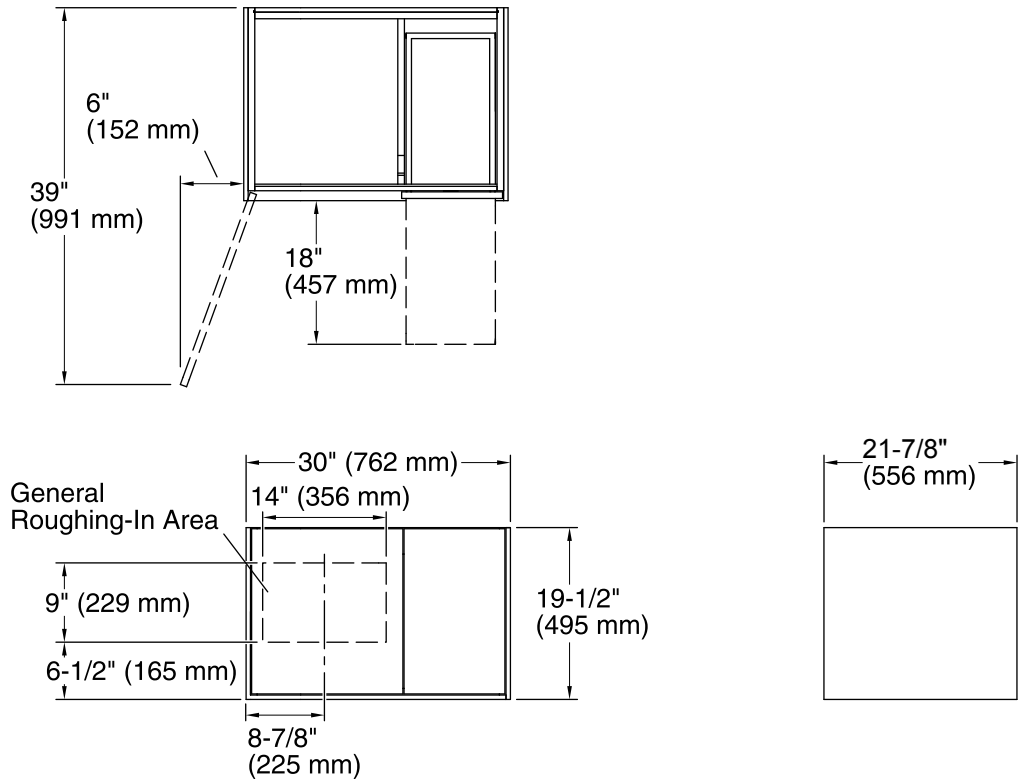
KOHLER® One-Year Limited Warranty

See website for detailed warranty information.

Available Colors/Finishes

Color tiles intended for reference only.

Color	Code	Description
	1WA	Linen White
	1WN	Corduroy Teak
	1WM	Walnut Flax
	1WJ	Jersey Oak
	1WL	Laurentil Silk
	1WK	Satin Oak
	1WP	Ebony Velour
	1WT	Mohair Grey
	1WU	Batiste Black



Technical Information

All product dimensions are nominal.

Vanity type: Wall-mount

Notes

Install this product according to the installation guide.

Decorative cabinet hardware is not supplied. Refer to the KOHLER bath accessories line for recommended cabinet hardware to complement your vanity.

Select the type of fastener based upon the wall material. Two 500 lb (227 kg) minimum load bearing fasteners are recommended.