




Location



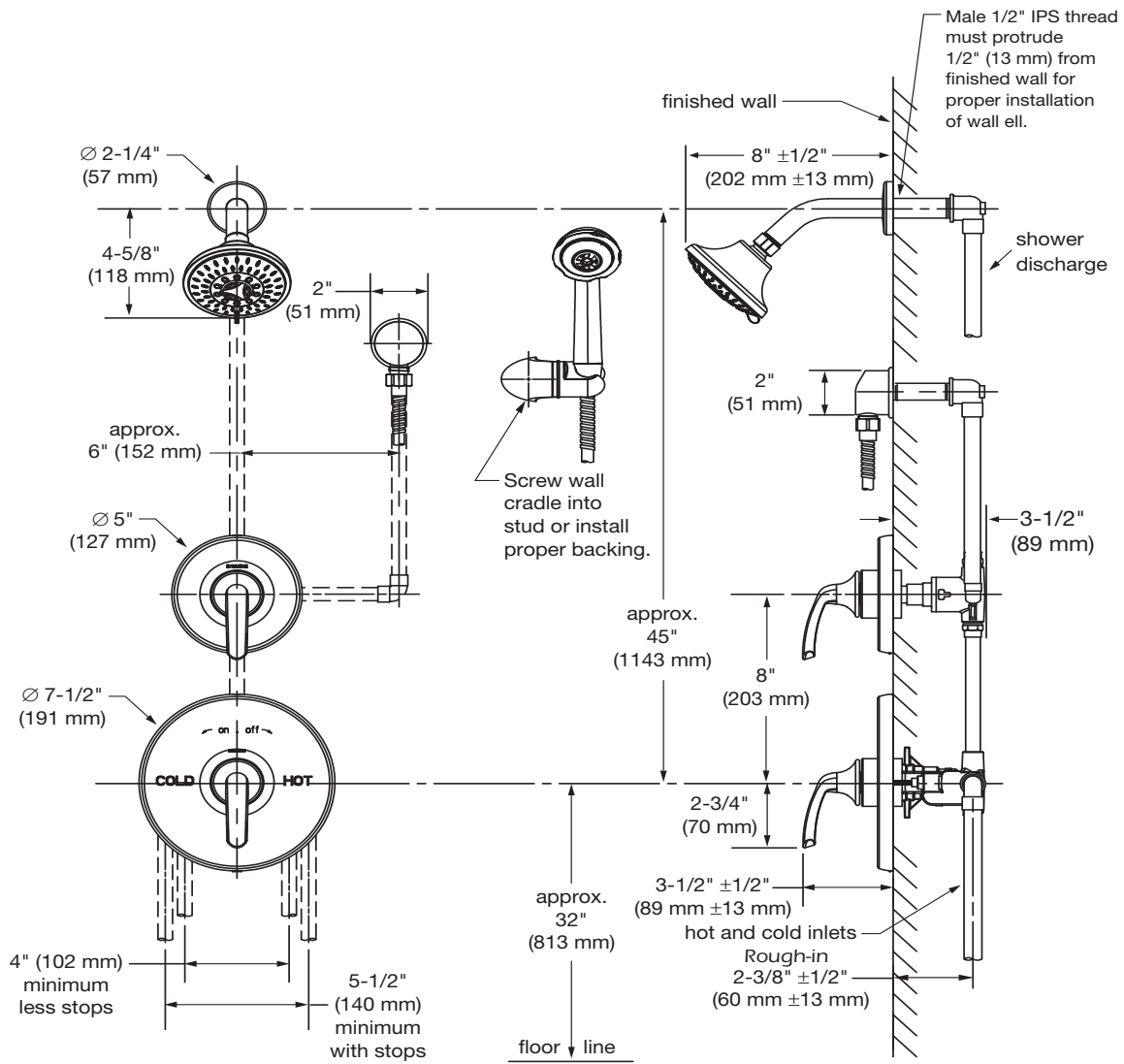
5505-TRM, 5505TRMTC Shower/Hand Shower Trim Specification Submittal

Feature Highlights	Options/Modifications
<ul style="list-style-type: none"> • Elm Shower/Hand Shower Trim • Requires Temptrol® Pressure Balancing Shower Valve • Requires Symmons Dual Outlet Diverter Valve • Metal lever handles • Cradle for hand shower wand • Dual checks for backflow protection • 60" flexible metal hose • 3 mode hand shower wand • 5 mode showerhead • 2.0 gpm (7.6 L/min) flow restrictors • Tub spout not included • Components shall be metal and nonmetallic construction, plated in standard Polished Chrome finish • Available with TA-10 flow control spindle and T-12A cap assembly for Temptrol valve bodies installed with Test Cap (order p/n 5505TRMTC) • For optional in-line vacuum breaker order p/n EF-109 	<ul style="list-style-type: none"> <input type="checkbox"/> -1.5  1.5 gpm (5.7 L/min) flow restrictor <input type="checkbox"/> -L1 Less showerhead <input type="checkbox"/> -L2 Less hand shower wand <input type="checkbox"/> -L3 Less showerhead & hand shower wand <input type="checkbox"/> -L5 Less hand shower system <input type="checkbox"/> -SBZ Seasoned Bronze <input type="checkbox"/> -STN Satin Nickel finish <p>Note: Append appropriate -suffix to model number.</p>
Model Numbers	Warranty
<ul style="list-style-type: none"> <input type="checkbox"/> 5505-TRM Shower/Hand Shower Trim, Temptrol Pressure Balancing Shower Valve and Symmons Dual Outlet Diverter valve ordered separately <input type="checkbox"/> 5505TRMTC Shower/Hand Shower Trim with TA-10 flow control spindle and T-12A cap assembly, must order Temptrol valve with Test Cap 	<p>Limited Lifetime - to the original end purchaser in consumer/residential installations.</p> <p>10 Years - for commercial/industrial installations. Refer to www.symmons.com/warranty for complete warranty information.</p> 
Compliance	
<ul style="list-style-type: none"> • ASME A112.18.1/CSA B125.1 	

Architectural/ Engineering Specification

Symmons _____ With Elm Shower/Hand Shower Trim, requires Temptrol® pressure balancing shower valve, Requires Symmons Dual Outlet Diverter Valve, metal lever handle, Cradle for hand shower wand, Dual checks for backflow protection, 60" flexible metal hose, 3 mode hand shower wand, 5 mode showerhead, 2.0 gpm (7.6 L/min) flow restrictor, Tub spout not included, components shall be metal and nonmetallic construction, plated in standard Polished Chrome finish, available with TA-10 flow control spindle and T-12A cap assembly for Temptrol valve bodies installed with Test Cap (order p/n 5505TRMTC), For optional in-line vacuum breaker order p/n EF-109. 10 Year commercial Warranty. ASME A112.18.1/CSA B125.1, Complaint. Available options include "1.5 - 1.5 gpm (5.7 L/min) flow restrictor", "L1 - Less showerhead", "L2 - Less hand shower wand", "L3 - Less showerhead & hand shower wand", "L5 - Less hand shower system", "SBZ - Seasoned Bronze", "STN - Satin nickel finish".

Dimensions



Notes:

- 1) Valve body and piping not included and shown as reference only.
- 2) Plaster shield (p/n T-176) for dry wall, plaster or other type walls $1/2"$ or greater.
- 3) All dimensions measured from nominal rough-in.
- 4) Dimensions subject to change without notice.