



**Precision Plumbing Products**

*"Specify with Confidence - Install with Pride"*

**PR-500 PRESSURE DROP ACTIVATED TRAP PRIMER SUBMITTAL**

www.pppinc.net

The Prime Rite all brass automatic pressure drop activated trap primer valve will prime up to 2 floors drains with our patented distribution DU-U unit.

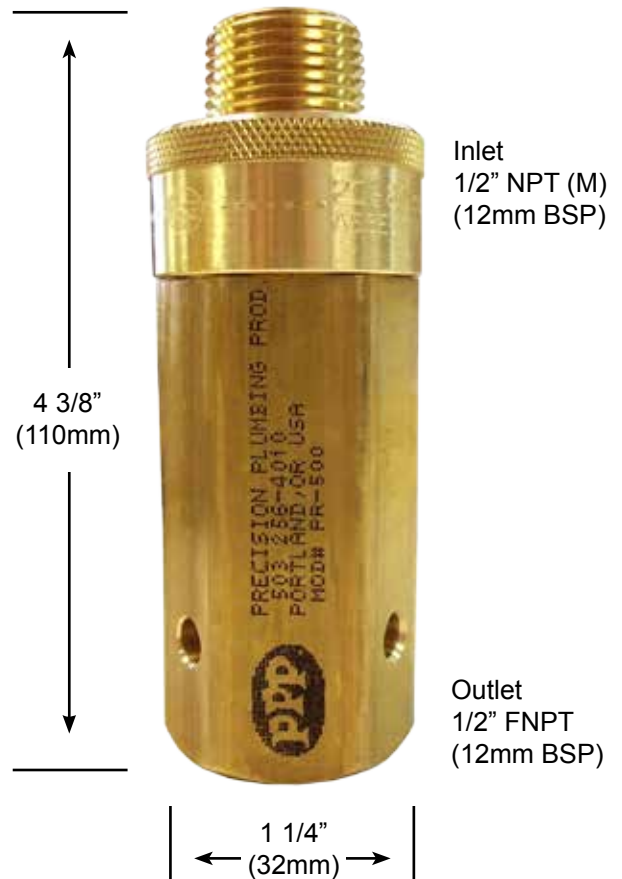
This valve requires no adjustment and will compensate for pressure fluctuations without going out of adjustment with automatic activation.

System operating range is 20 psi minimum to 80 psi (138 to 552 kpa) maximum.

The valve requires a 10 psi (70 kpa) pressure drop across the valve to activate and will deliver a metered amount of water to the floor drain. Trap primer is to be connected to a cold water supply only

Constructed of 360 brass, EPDM E70 O-rings, Dow #7 Silicone, #60 stainless steel mesh screen.

**NO Adjustment Required!**



PROJECT SUBMITTAL MODEL # \_\_\_\_\_

Project: \_\_\_\_\_

Contractor: \_\_\_\_\_

Engineer: \_\_\_\_\_

Date Submitted: \_\_\_\_\_

Prepared By: \_\_\_\_\_

**PART NO's:**

**PR-500  
PR-500AUS**

**INSTALLATION REQUIREMENTS**

This valve is designed to be installed on 1/2" to 1 1/2" cold water line, feeding a flush valve or other open and closing valve supply line that is frequently used.

Trap Primer valve makeup line to floor drain is recommended to be a minimum of 12" off the finished floor before a 90° elbow can be installed.

The furthest recommended distance of makeup line is 20' to the floor drain.

Trap primer make up line must have continuous slope to the floor drain (consult local code requirements).


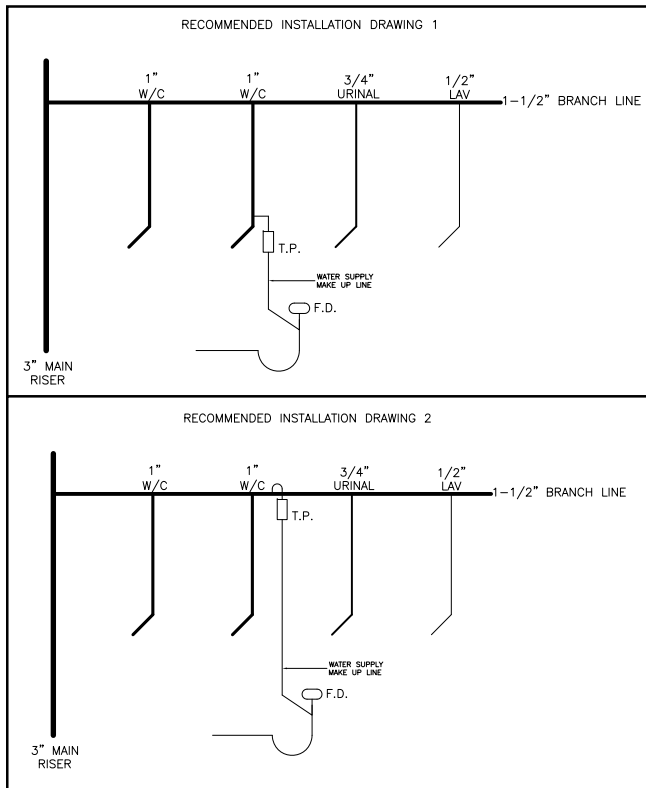
Install with a shut off valve for servicing on the inlet side and a union connection on the outlet side.

The valve must be installed level.


If using the distribution unit the clear plastic cover must be used.

Do not subject the valve to rough in pressure test.

FLOOR DRAIN TRAP PRIMER DIST. CHART		
# of Drains	Supply Tube	Dist. Units
1	N/A	N/A
2	N/A	DU-4/DU-U
Max. Water delivery based upon pressure drop and fixture unit activity on the system.		
Primer Model: PR-500 PRIME-RITE		



**Multiple Drain Installation**



**Precision Plumbing Products**

Division of JL Industries, Inc.

802 SE 199th Ave, Suite E  
Portland, Oregon 97218

T (503) 256-4010  
F (503) 253-8165

www.pppinc.net

